

John W. Barriger III National Railroad Library
Special Collection of the St. Louis Mercantile Library
at the University of Missouri - St. Louis

Report on the Barriger Library Funds
The Complete Accounting
for the Period from the Effective Affiliation Date of
April 1, 1997 through March 31, 2004

April 24, 2004

John W. Barriger III National Railroad Library
Special Collection of the St. Louis Mercantile Library at UM- St. Louis
The Complete Accounting - April 24, 2004
Table of Contents

DESCRIPTION	PAGE
Notes To The Complete Accounting	1
Investment Performance and Portfolio Asset Mix for University of Missouri System's Balanced Pool:	
Through December 31, 2003	2
Through June 30, 2003	3
Summary of Fund Balances	4
Summary of Gifts	5
Consolidating Balance Sheet:	
At April 1, 1997 Affiliation	6
At June 30, 1998	7
At June 30, 1999	8
At June 30, 2000	9
At June 30, 2001	10
At June 30, 2002	11
At June 30, 2003	12
At March 31, 2004	13
Consolidating Income Statement and Changes in Fund Balance:	
For the Period from the Effective Affiliation Date of April 1, 1997 through June 30, 1998	14
For the Year Ended June 30, 1999	15
For the Year Ended June 30, 2000	16
For the Year Ended June 30, 2001	17
For the Year Ended June 30, 2002	18
For the Year Ended June 30, 2003	19
For the Nine Months Ended March 31, 2004	20
For the Period from the Effective Affiliation Date of April 1, 1997 through March 31, 2004	21

John W. Barriger III National Railroad Library
Special Collection of the St. Louis Mercantile Library at UM- St. Louis

NOTES TO THE COMPLETE ACCOUNTING

1. BASIS FOR REPORTING

The St. Louis Mercantile Library affiliated with the University of Missouri -St. Louis ("University") effective April 1, 1997. The University's fiscal year ends on June 30. The financial statements are not presented in accordance with generally accepted accounting principles and are for use by the Barriger Library Board only. In certain years, there were two separate John W. Barriger III Library Expendable Funds; they have been combined into one reporting entity herein.

2. INVESTMENTS

Endowed funds are invested in the University of Missouri Balanced Pool. Investments are stated at fair market value. March 31, 2004 investments are based on February 29, 2004 valuations. Investment earnings includes net unrealized gains or losses on investments.

3. GIFTS

Gift revenues reported in the accompanying income statements include cash and marketable securities only. John W. Barriger Library Expendable Funds have also received in-kind gifts, principally books and collections, subsequent to April 1, 1997 that are not included in reported gift income. The table below includes in-kind gifts:

	April 1, 1997 Through June 30,	Year Ended June 30,					9 Months Ended March 31,	April 1, 1997 Through March 31,
	1998	1999	2000	2001	2002	2003	2004	2004
	John W. Barriger III Library Expendable Funds:							
Gifts as Reported	7,200	19,530	21,804	4,095	2,200	11,622	2,750	69,202
In-Kind Gifts	-	52,500	10,325	212,325	-	46,610	-	321,760
Total Revenues	7,200	72,030	32,129	216,420	2,200	58,232	2,750	390,961

4. BARRIGER LIBRARY CURATOR

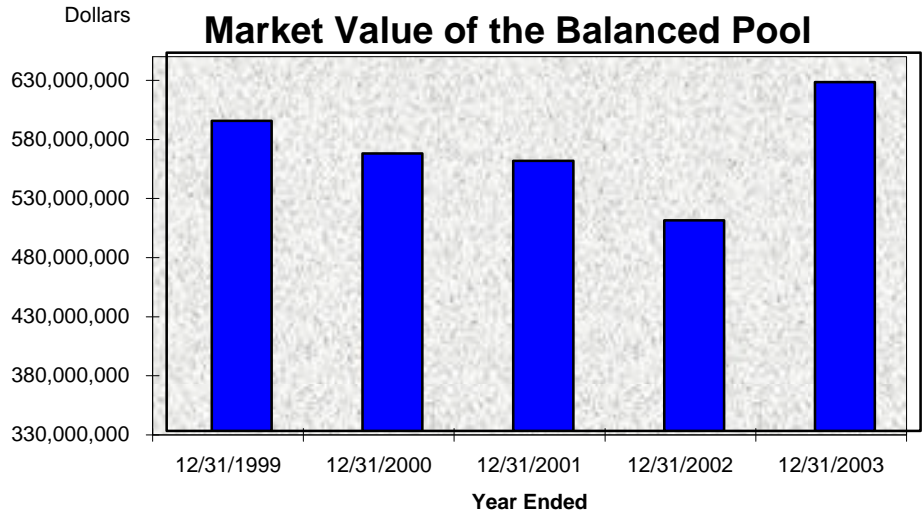
In connection with the affiliation, the University agreed to employ all St. Louis Mercantile Library employees, as well to hire and employ a Curator for the Barriger Library collection. Gregory Ames was subsequently hired. In 2000 the Barriger Board commenced a fund raising campaign with a major goal to endow this curatorship. Due to insufficient resources to date in the John W. Barriger III Library Expendable Funds, the Curator salary and benefits have been funded as follows:

	April 1, 1997 Through June 30,	Year Ended June 30,					9 Months Ended March 31,	April 1, 1997 Through March 31,
	1998	1999	2000	2001	2002	2003	2004	2004
	John W. Barriger III Library							
Expendable Funds	-	-	(11,128)	(24,134)	(18,947)	(24,622)	(11,473)	(90,304)
Barriger Campaign E&G	-	-	-	-	(23,879)	(34,465)	-	(58,344)
Total Barriger Lib. Funds	-	-	(11,128)	(24,134)	(42,826)	(59,087)	(11,473)	(148,648)
Mercantile Library Funds	(13,585)	(52,606)	(42,168)	(30,750)	(14,135)	-	(36,041)	(189,286)
Curator Salary & Benefits	(13,585)	(52,606)	(53,296)	(54,884)	(56,961)	(59,087)	(47,514)	(337,934)

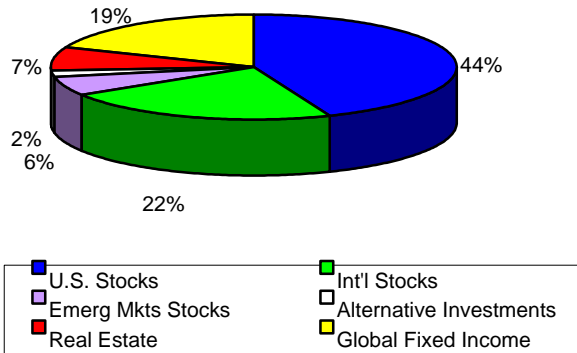
UNIVERSITY OF MISSOURI SYSTEM'S BALANCED POOL - Dec. 31, 2003

As of December 31, 2003, the market value of the University of Missouri System's Balanced Pool was \$625 million. The objective of the pool is to provide income for expenditure while preserving the purchasing power of the endowment principal. In order to meet this objective, the fund distributes 5 percent annually of a trailing 12-quarter average of the endowment's market value. The actual amount available to spend in any given year will not exceed 106% of the prior year's expenditure, or be less than 96% of the prior year's expenditure.

The fund is invested for long-term growth, with diversified investments to reduce risk. The fund employs a total return approach, with a strong emphasis on equities. The pool has fifteen investment managers: a large capitalization growth equity manager, a small-mid capitalization growth equity manager, a small capitalization growth equity manager, two large capitalization value equity managers, two international equity managers, two emerging equity markets managers, two alternative investment managers, two real estate managers, and two global fixed income managers. The current asset mix of the pool is shown below.



Current Asset Mix



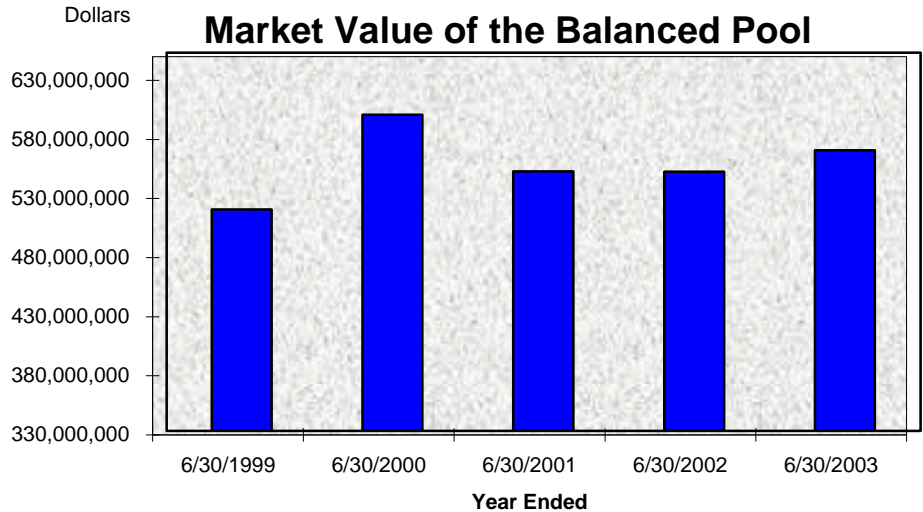
Historical Total Returns Periods Ended 12/31/03 (Annualized)

	Univ of Mo Total Return	Univ of Mo Benchmark	S&P 500	Lehman Govt/Cred	CPI
One year	25.7%	26.3%	28.7%	4.7%	1.9%
Three years	2.8	1.4	(4.0)	8.0	1.9
Five years	4.6	3.0	(0.6)	6.7	2.4
Ten years	9.6	8.4	11.1	7.0	2.4

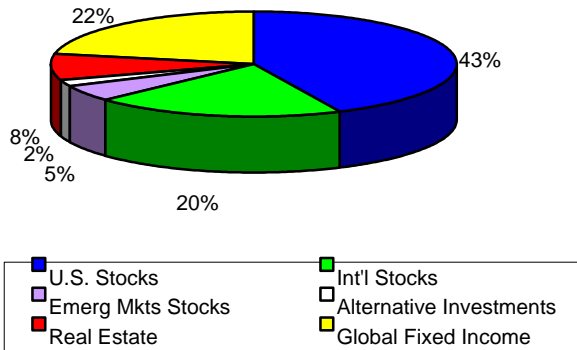
UNIVERSITY OF MISSOURI SYSTEM'S BALANCED POOL - June 30, 2003

As of June 30, 2003, the market value of the University of Missouri System's Balanced Pool was \$567 million. The objective of the pool is to provide income for expenditure while preserving the purchasing power of the endowment principal. In order to meet this objective, the fund distributes 5 percent annually of a trailing 12-quarter average of the endowment's market value. The actual amount available to spend in any given year will not exceed 106% of the prior year's expenditure, or be less than 96% of the prior year's expenditure.

The fund is invested for long-term growth, with diversified investments to reduce risk. The fund employs a total return approach, with a strong emphasis on equities. The pool has fifteen investment managers: a large capitalization growth equity manager, a small-mid capitalization growth equity manager, a small capitalization growth equity manager, two large capitalization value equity managers, two international equity managers, two emerging equity markets managers, two alternative investment managers, two real estate managers, and two global fixed income managers. The current asset mix of the pool is shown below.



Current Asset Mix



Historical Total Returns Periods Ended 6/30/03 (Annualized)

	Univ of Mo Total Return	Univ of Mo Benchmark	S&P 500	Lehman Govt/Cred	CPI
One year	4.1%	3.2%	0.3%	13.2%	2.1%
Three years	(3.5)	(5.1)	(11.2)	10.8	2.1
Five years	3.0	1.5	(1.6)	7.8	2.4
Ten years	8.8	7.7	10.0	7.4	2.4

John W. Barriger III National Railroad Library
 Special Collection of the St. Louis Mercantile Library at UM- St. Louis

SUMMARY OF FUND BALANCES

As of the Date Indicated

Barriger Library Funds

Endowed:

John W. Barriger III Library
 Elizabeth T. Barriger Book
 AAR Scholarship
 Union Pacific Acquisitions
 CN Acquisitions

Expendable:

John W. Barriger III Library
 Elizabeth T. Barriger Book
 Oral History Project
 Photo Negative Project (CLOSED)
 AAR Scholarship
 Union Pacific Acquisitions
 CN Acquisitions
 Barriger Campaign for E & G

Barriger Library Total

	April 1, 1997	1998	1999	June 30,			March 31, 2004	
				2000	2001	2002	2003	
John W. Barriger III Library	201,269	327,184	368,281	395,370	347,810	313,130	308,183	349,418
Elizabeth T. Barriger Book	70,499	86,088	98,452	105,737	92,735	89,218	87,937	99,472
AAR Scholarship	-	-	-	-	-	9,672	10,025	11,342
Union Pacific Acquisitions	-	-	-	-	-	-	10,696	26,798
CN Acquisitions	-	-	-	-	-	-	-	21,848
	<u>271,768</u>	<u>413,273</u>	<u>466,734</u>	<u>501,107</u>	<u>440,545</u>	<u>412,020</u>	<u>416,842</u>	<u>508,877</u>
John W. Barriger III Library	-	8,598	24,260	23,111	5,093	-	72	6,517
Elizabeth T. Barriger Book	-	2,512	5,629	5,956	11,804	16,412	15,867	20,970
Oral History Project	7,953	8,916	10,381	12,531	13,179	13,585	14,387	12,595
Photo Negative Project (CLOSED)	882	995	-	-	-	-	-	-
AAR Scholarship	-	-	-	-	-	-	-	503
Union Pacific Acquisitions	-	-	-	-	-	-	31	468
CN Acquisitions	-	-	-	-	-	-	-	-
Barriger Campaign for E & G	-	-	-	-	30,116	48,038	47,937	74,730
	<u>8,834</u>	<u>21,021</u>	<u>40,269</u>	<u>41,598</u>	<u>60,192</u>	<u>78,035</u>	<u>78,294</u>	<u>115,785</u>
Barriger Library Total	280,602	434,294	507,003	542,704	500,737	490,055	495,136	624,662

Funds Not Available to Barriger Library

McKnight Unitrust
 John W. Barriger Professorship:
 Endowed
 Expendable
This Total is FYI Only

McKnight Unitrust	-	1,713,447	1,882,749	1,901,526	1,738,149	1,462,329	1,498,859	1,588,175
John W. Barriger Professorship: Endowed	550,000	671,615	743,404	864,249	759,021	683,269	672,474	760,679
Expendable	-	31,242	67,764	61,488	15,801	-	16,040	-
This Total is FYI Only	830,602	2,850,598	3,200,920	3,369,966	3,013,707	2,635,653	2,682,510	2,973,516

John W. Barriger III National Railroad Library
 Special Collection of the St. Louis Mercantile Library at UM- St. Louis

CONSOLIDATING BALANCE SHEET - April 1, 1997 Affiliation

	John W. Barriger III		Elizabeth Barriger		Oral	Photo	Barriger Campaign for Excellence & Growth						
	Library Funds		Book Funds		History	Negative	AAR Scholarship		Union Pacific		CN		Barriger
	Endowed	Expendable	Endowed	Expendable	Project	Project	Funds	Acquisitions	Funds	Acquisitions	Funds	Expendable	CE&G
Assets:													
Cash and Short-term Funds	-	-	-	-	7,953	882	-	-	-	-	-	-	-
Investment-UM Balanced Pool	201,269	-	70,499	-	-	-	-	-	-	-	-	-	-
Total Assets	201,269	-	70,499	-	7,953	882	-	-	-	-	-	-	-
Liabilities and Fund Balance:													
Liabilities	-	-	-	-	-	-	-	-	-	-	-	-	-
Fund Balance-													
Endowed	201,269	-	70,499	-	-	-	-	-	-	-	-	-	-
Expendable	-	-	-	-	7,953	882	-	-	-	-	-	-	-
Total Liab. and Fund Balance	201,269	-	70,499	-	7,953	882	-	-	-	-	-	-	-



	BARRIGER LIBRARY TOTAL		
	(See Above Funds)		
	Endowed	Expendable	Total
Assets:			
Cash and Short-term Funds	-	8,834	8,834
Investment-UM Balanced Pool	271,768	-	271,768
Investment-Unitrust	-	-	-
Total Assets	271,768	8,834	280,602
Liabilities and Fund Balance:			
Liabilities	-	-	-
Fund Balance-			
Endowed and Unitrust	271,768	-	271,768
Expendable	-	8,834	8,834
Total Liab. and Fund Balance	271,768	8,834	280,602

Barriger Library	NOT Available to Barriger Library		This Total Is FYI Only
	McKnight Unitrust	Endowed Professor	
Total	Unitrust	Endowed	Expendable
8,834	-	-	-
271,768	-	550,000	-
-	-	-	-
280,602	-	550,000	-
-	-	-	-
271,768	-	550,000	-
8,834	-	-	-
280,602	-	550,000	-
280,602	-	550,000	-

John W. Barriger III National Railroad Library
 Special Collection of the St. Louis Mercantile Library at UM- St. Louis

CONSOLIDATING BALANCE SHEET - June 30, 1998

	John W. Barriger III		Elizabeth Barriger		Oral	Photo	Barriger Campaign for Excellence & Growth						
	Library Funds		Book Funds		History	Negative	AAR Scholarship		Union Pacific		CN		Barriger
	Endowed	Expendable	Endowed	Expendable	Project	Project	Funds	Acquisitions	Funds	Acquisitions	Funds	CE&G	
Assets:													
Cash and Short-term Funds	-	8,598	-	2,512	8,916	995	-	-	-	-	-	-	-
Investment-UM Balanced Pool	327,184	-	86,088	-	-	-	-	-	-	-	-	-	-
Total Assets	327,184	8,598	86,088	2,512	8,916	995	-	-	-	-	-	-	-
Liabilities and Fund Balance:													
Liabilities	-	-	-	-	-	-	-	-	-	-	-	-	-
Fund Balance-													
Endowed	327,184	-	86,088	-	-	-	-	-	-	-	-	-	-
Expendable	-	8,598	-	2,512	8,916	995	-	-	-	-	-	-	-
Total Liab. and Fund Balance	327,184	8,598	86,088	2,512	8,916	995	-	-	-	-	-	-	-



	BARRIGER LIBRARY TOTAL (See Above Funds)		
	Endowed	Expendable	Total
Assets:			
Cash and Short-term Funds	-	21,021	21,021
Investment-UM Balanced Pool	413,273	-	413,273
Investment-Unitrust	-	-	-
Total Assets	413,273	21,021	434,294
Liabilities and Fund Balance:			
Liabilities	-	-	-
Fund Balance-			
Endowed and Unitrust	413,273	-	413,273
Expendable	-	21,021	21,021
Total Liab. and Fund Balance	413,273	21,021	434,294

Barriger Library	NOT Available to Barriger Library	This Total		
Total	McKnight Unitrust	Endowed	Professor Expendable	Is FYI Only
21,021	-	-	31,242	52,263
413,273	-	671,615	-	1,084,888
-	1,713,447	-	-	1,713,447
434,294	1,713,447	671,615	31,242	2,850,598
-	-	-	-	-
413,273	1,713,447	671,615	-	2,798,335
21,021	-	-	31,242	52,263
434,294	1,713,447	671,615	31,242	2,850,598
434,294	1,713,447	671,615	31,242	2,850,598

John W. Barriger III National Railroad Library
 Special Collection of the St. Louis Mercantile Library at UM- St. Louis

CONSOLIDATING BALANCE SHEET - June 30, 1999

	John W. Barriger III		Elizabeth Barriger		Oral	Photo	Barriger Campaign for Excellence & Growth						
	Library Funds		Book Funds		History	Negative	AAR Scholarship		Union Pacific		CN		Barriger
	Endowed	Expendable	Endowed	Expendable	Project	Project	Funds		Acquisitions Funds		Acquisitions Funds		CE&G
				Expendable	Expendable	Endowed	Expendable	Endowed	Expendable	Endowed	Expendable	Expendable	
Assets:													
Cash and Short-term Funds	-	24,260	-	5,629	10,381	-	-	-	-	-	-	-	-
Investment-UM Balanced Pool	368,281	-	98,452	-	-	-	-	-	-	-	-	-	-
Total Assets	368,281	24,260	98,452	5,629	10,381	-	-	-	-	-	-	-	-
Liabilities and Fund Balance:													
Liabilities	-	-	-	-	-	-	-	-	-	-	-	-	-
Fund Balance-													
Endowed	368,281	-	98,452	-	-	-	-	-	-	-	-	-	-
Expendable	-	24,260	-	5,629	10,381	-	-	-	-	-	-	-	-
Total Liab. and Fund Balance	368,281	24,260	98,452	5,629	10,381	-	-	-	-	-	-	-	-



	BARRIGER LIBRARY TOTAL (See Above Funds)		
	Endowed	Expendable	Total
Assets:			
Cash and Short-term Funds	-	40,269	40,269
Investment-UM Balanced Pool	466,734	-	466,734
Investment-Unitrust	-	-	-
Total Assets	466,734	40,269	507,003
Liabilities and Fund Balance:			
Liabilities	-	-	-
Fund Balance-			
Endowed and Unitrust	466,734	-	466,734
Expendable	-	40,269	40,269
Total Liab. and Fund Balance	466,734	40,269	507,003

Barriger Library	NOT Available to Barriger Library	This Total		
Total	McKnight Unitrust	Endowed	Professor Is FYI Only	
		Endowed	Expendable	
40,269	-	-	67,764	108,033
466,734	-	743,404	-	1,210,137
-	1,904,344	-	-	1,904,344
507,003	1,904,344	743,404	67,764	3,222,514
-	21,595	-	-	21,595
466,734	1,882,749	743,404	-	3,092,886
40,269	-	-	67,764	108,033
507,003	1,882,749	743,404	67,764	3,200,920
507,003	1,904,344	743,404	67,764	3,222,514

John W. Barriger III National Railroad Library
 Special Collection of the St. Louis Mercantile Library at UM- St. Louis

CONSOLIDATING BALANCE SHEET - June 30, 2000

	John W. Barriger III		Elizabeth Barriger		Oral	Photo	Barriger Campaign for Excellence & Growth						
	Library Funds		Book Funds		History	Negative	AAR Scholarship		Union Pacific		CN		Barriger
	Endowed	Expendable	Endowed	Expendable	Project	Project	Funds		Acquisitions Funds		Acquisitions Funds		CE&G
				Expendable	Expendable	Endowed	Expendable	Endowed	Expendable	Endowed	Expendable	Expendable	
Assets:													
Cash and Short-term Funds	-	23,111	-	5,956	12,531	-	-	-	-	-	-	-	-
Investment-UM Balanced Pool	395,370	-	105,737	-	-	-	-	-	-	-	-	-	-
Total Assets	395,370	23,111	105,737	5,956	12,531	-	-	-	-	-	-	-	-
Liabilities and Fund Balance:													
Liabilities	-	-	-	-	-	-	-	-	-	-	-	-	-
Fund Balance-													
Endowed	395,370	-	105,737	-	-	-	-	-	-	-	-	-	-
Expendable	-	23,111	-	5,956	12,531	-	-	-	-	-	-	-	-
Total Liab. and Fund Balance	395,370	23,111	105,737	5,956	12,531	-	-	-	-	-	-	-	-



	BARRIGER LIBRARY TOTAL (See Above Funds)		
	Endowed	Expendable	Total
Assets:			
Cash and Short-term Funds	-	41,598	41,598
Investment-UM Balanced Pool	501,107	-	501,107
Investment-Unitrust	-	-	-
Total Assets	501,107	41,598	542,704
Liabilities and Fund Balance:			
Liabilities	-	-	-
Fund Balance-			
Endowed and Unitrust	501,107	-	501,107
Expendable	-	41,598	41,598
Total Liab. and Fund Balance	501,107	41,598	542,704

Barriger Library	NOT Available to Barriger Library	This Total		
Total	McKnight Unitrust	Endowed	Professor Is FYI Only	
		Endowed	Expendable	
41,598	-	-	61,488	103,085
501,107	-	864,249	-	1,365,355
-	1,901,526	-	-	1,901,526
542,704	1,901,526	864,249	61,488	3,369,966
-	-	-	-	-
501,107	1,901,526	864,249	-	3,266,881
41,598	-	-	61,488	103,085
542,704	1,901,526	864,249	61,488	3,369,966
542,704	1,901,526	864,249	61,488	3,369,966

John W. Barriger III National Railroad Library
 Special Collection of the St. Louis Mercantile Library at UM- St. Louis

CONSOLIDATING BALANCE SHEET - June 30, 2001

	John W. Barriger III		Elizabeth Barriger		Oral	Photo	Barriger Campaign for Excellence & Growth						
	Library Funds		Book Funds		History	Negative	AAR Scholarship		Union Pacific		CN		Barriger
	Endowed	Expendable	Endowed	Expendable	Project	Project	Funds		Acquisitions Funds		Acquisitions Funds		CE&G
				Expendable	Expendable	Endowed	Expendable	Endowed	Expendable	Endowed	Expendable	Expendable	
Assets:													
Cash and Short-term Funds	-	5,093	-	11,804	13,179	-	-	-	-	-	-	-	30,116
Investment-UM Balanced Pool	347,810	-	92,735	-	-	-	-	-	-	-	-	-	-
Total Assets	347,810	5,093	92,735	11,804	13,179	-	-	-	-	-	-	-	30,116
Liabilities and Fund Balance:													
Liabilities	-	-	-	-	-	-	-	-	-	-	-	-	-
Fund Balance-													
Endowed	347,810	-	92,735	-	-	-	-	-	-	-	-	-	-
Expendable	-	5,093	-	11,804	13,179	-	-	-	-	-	-	-	30,116
Total Liab. and Fund Balance	347,810	5,093	92,735	11,804	13,179	-	-	-	-	-	-	-	30,116



	BARRIGER LIBRARY TOTAL (See Above Funds)		
	Endowed	Expendable	Total
Assets:			
Cash and Short-term Funds	-	60,192	60,192
Investment-UM Balanced Pool	440,545	-	440,545
Investment-Unitrust	-	-	-
Total Assets	440,545	60,192	500,737
Liabilities and Fund Balance:			
Liabilities	-	-	-
Fund Balance-			
Endowed and Unitrust	440,545	-	440,545
Expendable	-	60,192	60,192
Total Liab. and Fund Balance	440,545	60,192	500,737

Barriger Library	NOT Available to Barriger Library	This Total		
Total	McKnight Unitrust	Endowed	Professor Is FYI Only	
	Unitrust	Endowed	Expendable	
60,192	-	-	15,801	75,993
440,545	-	759,021	-	1,199,565
-	1,761,681	-	-	1,761,681
500,737	1,761,681	759,021	15,801	3,037,239
-	23,532	-	-	23,532
440,545	1,738,149	759,021	-	2,937,714
60,192	-	-	15,801	75,993
500,737	1,738,149	759,021	15,801	3,013,707
500,737	1,761,681	759,021	15,801	3,037,239

John W. Barriger III National Railroad Library
 Special Collection of the St. Louis Mercantile Library at UM- St. Louis

CONSOLIDATING BALANCE SHEET - June 30, 2002

	John W. Barriger III		Elizabeth Barriger		Oral	Photo	Barriger Campaign for Excellence & Growth						
	Library Funds		Book Funds		History	Negative	AAR Scholarship		Union Pacific		CN		Barriger
	Endowed	Expendable	Endowed	Expendable	Project	Project	Endowed	Expendable	Endowed	Expendable	Endowed	Expendable	CE&G
Assets:													
Cash and Short-term Funds	-	-	-	16,412	13,585	-	-	-	-	-	-	-	48,038
Investment-UM Balanced Pool	313,130	-	89,218	-	-	-	9,672	-	-	-	-	-	-
Total Assets	313,130	-	89,218	16,412	13,585	-	9,672	-	-	-	-	-	48,038
Liabilities and Fund Balance:													
Liabilities	-	-	-	-	-	-	-	-	-	-	-	-	-
Fund Balance-													
Endowed	313,130	-	89,218	-	-	-	9,672	-	-	-	-	-	-
Expendable	-	-	-	16,412	13,585	-	-	-	-	-	-	-	48,038
	313,130	-	89,218	16,412	13,585	-	9,672	-	-	-	-	-	48,038
Total Liab. and Fund Balance	313,130	-	89,218	16,412	13,585	-	9,672	-	-	-	-	-	48,038



	BARRIGER LIBRARY TOTAL		
	(See Above Funds)		
	Endowed	Expendable	Total
Assets:			
Cash and Short-term Funds	-	78,035	78,035
Investment-UM Balanced Pool	412,020	-	412,020
Investment-Unitrust	-	-	-
Total Assets	412,020	78,035	490,055
Liabilities and Fund Balance:			
Liabilities	-	-	-
Fund Balance-			
Endowed and Unitrust	412,020	-	412,020
Expendable	-	78,035	78,035
	412,020	78,035	490,055
Total Liab. and Fund Balance	412,020	78,035	490,055

Barriger Library	NOT Available to Barriger Library		This Total Is FYI Only
	McKnight Unitrust	Endowed Professor	
Total	Unitrust	Endowed	Expendable
78,035	-	-	-
412,020	-	683,269	-
-	1,462,329	-	-
490,055	1,462,329	683,269	-
-	-	-	-
412,020	1,462,329	683,269	-
78,035	-	-	-
490,055	1,462,329	683,269	-
490,055	1,462,329	683,269	-

John W. Barriger III National Railroad Library
 Special Collection of the St. Louis Mercantile Library at UM- St. Louis

CONSOLIDATING BALANCE SHEET - June 30, 2003

	John W. Barriger III		Elizabeth Barriger		Oral	Photo	Barriger Campaign for Excellence & Growth						
	Library Funds		Book Funds		History	Negative	AAR Scholarship		Union Pacific		CN		Barriger
	Endowed	Expendable	Endowed	Expendable	Project	Project	Endowed	Expendable	Endowed	Expendable	Endowed	Expendable	CE&G
Assets:													
Cash and Short-term Funds	-	72	-	15,867	14,387	-	-	-	-	31	-	-	47,937
Investment-UM Balanced Pool	308,183	-	87,937	-	-	-	10,025	-	10,696	-	-	-	-
Total Assets	308,183	72	87,937	15,867	14,387	-	10,025	-	10,696	31	-	-	47,937
Liabilities and Fund Balance:													
Liabilities	-	-	-	-	-	-	-	-	-	-	-	-	-
Fund Balance-													
Endowed	308,183	-	87,937	-	-	-	10,025	-	10,696	-	-	-	-
Expendable	-	72	-	15,867	14,387	-	-	-	-	31	-	-	47,937
Total Liab. and Fund Balance	308,183	72	87,937	15,867	14,387	-	10,025	-	10,696	31	-	-	47,937



	BARRIGER LIBRARY TOTAL		
	(See Above Funds)		
	Endowed	Expendable	Total
Assets:			
Cash and Short-term Funds	-	78,294	78,294
Investment-UM Balanced Pool	416,842	-	416,842
Investment-Unitrust	-	-	-
Total Assets	416,842	78,294	495,136
Liabilities and Fund Balance:			
Liabilities	-	-	-
Fund Balance-			
Endowed and Unitrust	416,842	-	416,842
Expendable	-	78,294	78,294
Total Liab. and Fund Balance	416,842	78,294	495,136

Barriger Library	NOT Available to Barriger Library		This Total Is FYI Only
	McKnight Unitrust	Endowed Professor	
Total	Unitrust	Endowed	Expendable
78,294	-	-	16,040
416,842	-	672,474	-
-	1,498,859	-	-
495,136	1,498,859	672,474	16,040
416,842	1,498,859	672,474	-
78,294	-	-	16,040
495,136	1,498,859	672,474	16,040
495,136	1,498,859	672,474	16,040

John W. Barriger III National Railroad Library
 Special Collection of the St. Louis Mercantile Library at UM- St. Louis

CONSOLIDATING BALANCE SHEET - March 31, 2004

As of the March 31, 2004

	John W. Barriger III Library Funds		Elizabeth Barriger Book Funds		Oral History Project	Photo Negative Project	Barriger Campaign for Excellence & Growth						
	Endowed	Expendable	Endowed	Expendable	Expendable	Expendable	AAR Scholarship Funds		Union Pacific Acquisitions Funds		CN Acquisitions Funds		Barriger CE&G
	Endowed	Expendable	Endowed	Expendable	Expendable	Expendable	Endowed	Expendable	Endowed	Expendable	Endowed	Expendable	Expendable
Assets:													
Cash and Short-term Funds	-	6,517	-	20,970	12,595	-	-	503	-	468	-	-	74,730
Investment-UM Balanced Pool	349,418	-	99,472	-	-	-	11,342	-	26,798	-	21,848	-	-
Total Assets	349,418	6,517	99,472	20,970	12,595	-	11,342	503	26,798	468	21,848	-	74,730
Liabilities and Fund Balance:													
Liabilities	-	-	-	-	-	-	-	-	-	-	-	-	-
Fund Balance-													
Endowed	349,418	-	99,472	-	-	-	11,342	-	26,798	-	21,848	-	-
Expendable	-	6,517	-	20,970	12,595	-	-	503	-	468	-	-	74,730
	349,418	6,517	99,472	20,970	12,595	-	11,342	503	26,798	468	21,848	-	74,730
Total Liab. and Fund Balance	349,418	6,517	99,472	20,970	12,595	-	11,342	503	26,798	468	21,848	-	74,730



	BARRIGER LIBRARY TOTAL (See Above Funds)		
	Endowed	Expendable	Total
Assets:			
Cash and Short-term Funds	-	115,785	115,785
Investment-UM Balanced Pool	508,877	-	508,877
Investment-Unitrust	-	-	-
Total Assets	508,877	115,785	624,662
Liabilities and Fund Balance:			
Liabilities	-	-	-
Fund Balance-			
Endowed and Unitrust	508,877	-	508,877
Expendable	-	115,785	115,785
	508,877	115,785	624,662
Total Liab. and Fund Balance	508,877	115,785	624,662

Barriger Library Total	NOT Available to Barriger Library		This Total Is FYI Only
	McKnight Unitrust	Endowed Professor Endowed Expendable	
115,785	-	-	115,785
508,877	-	760,679	1,269,557
-	1,588,175	-	1,588,175
624,662	1,588,175	760,679	2,973,516
-	-	-	-
508,877	1,588,175	760,679	2,857,732
115,785	-	-	115,785
624,662	1,588,175	760,679	2,973,516
624,662	1,588,175	760,679	2,973,516

John W. Barriger III National Railroad Library
 Special Collection of the St. Louis Mercantile Library at UM- St. Louis

CONSOLIDATING INCOME STATEMENT AND CHANGES IN FUND BALANCE

For the Period from the Effective Affiliation Date of April 1, 1997 through June 30, 1998

	John W. Barriger III Library Funds		Elizabeth Barriger Book Funds		Oral History Project	Photo Negative Project	Barriger Campaign for Excellence & Growth						Barriger Library Total	
	Endowed	Expendable	Endowed	Expendable	Expendable	Expendable	AAR Scholarship Funds		Union Pacific Acquisitions Funds		CN Acquisitions Funds		Barriger CE&G Expendable	
	Endowed	Expendable	Endowed	Expendable	Expendable	Expendable	Endowed	Expendable	Endowed	Expendable	Endowed	Expendable	Expendable	Total
Revenues:														
Gifts - Campaign for Excellence & Growth	-	-	-	-	-	-	-	-	-	-	-	-	-	-
Gifts - Other	69,229	7,200	-	-	-	-							76,429	
Investment Earnings	65,424	598	18,593	146	1,023	114	-	-	-	-	-	-	-	85,898
Other Revenue	-	-	-	-	-	-	-	-	-	-	-	-	-	-
Total Revenues	134,654	7,798	18,593	146	1,023	114	-	-	-	-	-	-	-	162,328
Expenses:														
Curator Salary & Benefits					-	-							-	-
Operating Expenses	-	(5,930)	-	-	(60)	-							-	(5,990)
Scholarships	-	-	-	-	-	-							-	-
Library Acquisitions	-	(2,008)	-	(638)	-	-							-	(2,646)
Total Expenses	(7,939)	(7,939)	(638)	(638)	(60)	-							-	(8,636)
NET INCOME	134,654	(140)	18,593	(492)	964	114	-	-	-	-	-	-	-	153,692
Transfer from Endowment to Expendable	(8,738)	8,738	(3,003)	3,003			-	-	-	-	-	-		
Fund Balance, Beginning	201,269	-	70,499	-	7,953	882	-	-	-	-	-	-	-	280,602
Fund Balance, End	327,184	8,598	86,088	2,512	8,916	995	-	-	-	-	-	-	-	434,294



BARRIGER LIBRARY TOTAL		
(See Above Funds)		
Endowed	Expendable	Total
Revenues	153,246	9,081
Expenses	-	(8,636)
NET INCOME	153,246	445
Transfer from Endowment to Expendable	(11,742)	11,742
Fund Balance, Beginning	271,768	8,834
Fund Balance, End	413,273	21,021

Barriger Library Total	NOT Available for Barriger Library		This Total Is FYI Only
	McKnight Unitrust	Endowed Professor Endowed Expendable	
162,328	1,733,663	145,045	7,812
(8,636)	(20,216)	-	-
153,692	1,713,447	145,045	7,812
-	-	(23,430)	23,430
280,602	-	550,000	-
434,294	1,713,447	671,615	31,242

Revenues
 Expenses
NET INCOME
 Transfer from Endowment to Expendable
 Fund Balance, Beginning
 Fund Balance, End

John W. Barriger III National Railroad Library
 Special Collection of the St. Louis Mercantile Library at UM- St. Louis

CONSOLIDATING INCOME STATEMENT AND CHANGES IN FUND BALANCE

For the Year Ended June 30, 1999

	John W. Barriger III		Elizabeth Barriger		Oral	Photo	Barriger Campaign for Excellence & Growth						Barriger Library Total	
	Library Funds		Book Funds		History	Negative	AAR Scholarship		Union Pacific		CN			Barriger
	Endowed	Expendable	Endowed	Expendable	Project	Project	Endowed	Expendable	Endowed	Expendable	Endowed	Expendable		CE&G
Revenues:														
Gifts - Campaign for Excellence & Growth	-	-	-	-	-	-	-	-	-	-	-	-	-	-
Gifts - Other	5,449	19,530	2,647	-	1,000	-								28,626
Investment Earnings	47,338	690	12,927	340	544	55	-	-	-	-	-	-	-	61,895
Other Revenue	-	-	-	-	-	-	-	-	-	-	-	-	-	-
Total Revenues	52,787	20,220	15,573	340	1,544	55	-	-	-	-	-	-	-	90,520
Expenses:														
Curator Salary & Benefits		-		-	-	-								-
Operating Expenses		(14,574)		(25)	(80)	(1,051)								(15,730)
Scholarships		-		-	-	-								-
Library Acquisitions		(1,674)		(408)	-	-								(2,082)
Total Expenses		(16,248)		(433)	(80)	(1,051)								(17,812)
NET INCOME	52,787	3,972	15,573	(93)	1,464	(995)	-	-	-	-	-	-	-	72,709
Transfer from Endowment to Expendable	(11,690)	11,690	(3,210)	3,210			-	-	-	-	-	-		-
Fund Balance, Beginning	327,184	8,598	86,088	2,512	8,916	995	-	-	-	-	-	-	-	434,294
Fund Balance, End	368,281	24,260	98,452	5,629	10,381	-	-	-	-	-	-	-	-	507,003

↗

	BARRIGER LIBRARY TOTAL		
	(See Above Funds)		
	Endowed	Expendable	Total
Revenues	68,360	22,160	90,520
Expenses	-	(17,812)	(17,812)
NET INCOME	68,360	4,349	72,709
Transfer from Endowment to Expendable	(14,899)	14,899	-
Fund Balance, Beginning	413,273	21,021	434,294
Fund Balance, End	466,734	40,269	507,003

Barriger Library	NOT Available for Barriger Library		This Total Is FYI Only
	McKnight Unitrust	Endowed Professor	
Total	Endowed	Expendable	Total
90,520	252,923	96,830	470,892
(17,812)	(83,620)	-	(120,570)
72,709	169,302	96,830	350,322
-	-	(25,041)	25,041
434,294	1,713,447	671,615	2,850,598
507,003	1,882,749	743,404	3,200,920

John W. Barriger III National Railroad Library
 Special Collection of the St. Louis Mercantile Library at UM- St. Louis

CONSOLIDATING INCOME STATEMENT AND CHANGES IN FUND BALANCE

For the Year Ended June 30, 2000

	John W. Barriger III		Elizabeth Barriger		Oral	Photo	Barriger Campaign for Excellence & Growth						Barriger Library Total	
	Library Funds		Book Funds		History	Negative	AAR Scholarship		Union Pacific		CN			Barriger
	Endowed	Expendable	Endowed	Expendable	Project	Project	Endowed	Expendable	Endowed	Expendable	Endowed	Expendable		CE&G
Revenues:														
Gifts - Campaign for Excellence & Growth	-	-	-	-	-	-	-	-	-	-	-	-	-	-
Gifts - Other	-	21,804	-	-	1,500	-								23,304
Investment Earnings	40,160	952	10,740	506	662	-	-	-	-	-	-	-	-	53,021
Other Revenue	-	-	-	-	-	-	-	-	-	-	-	-	-	-
Total Revenues	40,160	22,757	10,740	506	2,162	-	-	-	-	-	-	-	-	76,325
Expenses:														
Curator Salary & Benefits		(11,128)		-	-	-								(11,128)
Operating Expenses		(24,402)		-	(12)	-								(24,414)
Scholarships		-		-	-	-								-
Library Acquisitions		(1,447)		(3,635)	-	-								(5,082)
Total Expenses		(36,977)		(3,635)	(12)	-								(40,624)
NET INCOME	40,160	(14,221)	10,740	(3,129)	2,150	-	-	-	-	-	-	-	-	35,701
Transfer from Endowment to Expendable	(13,071)	13,071	(3,456)	3,456										-
Fund Balance, Beginning	368,281	24,260	98,452	5,629	10,381	-	-	-	-	-	-	-	-	507,003
Fund Balance, End	395,370	23,111	105,737	5,956	12,531	-	-	-	-	-	-	-	-	542,704



BARRIGER LIBRARY TOTAL		
(See Above Funds)		
Endowed	Expendable	Total
Revenues	50,900	76,325
Expenses	-	(40,624)
NET INCOME	50,900	35,701
Transfer from Endowment to Expendable	(16,527)	-
Fund Balance, Beginning	466,734	507,003
Fund Balance, End	501,107	542,704

Barriger Library	NOT Available for Barriger Library		This Total Is FYI Only
	McKnight Unitrust	Endowed Professor	
Total	Endowed	Expendable	Total
76,325	84,146	35,895	276,869
(40,624)	(65,370)	(1,829)	(107,823)
35,701	18,777	34,066	169,047
-	40,342	(40,342)	-
507,003	1,882,749	67,764	3,200,920
542,704	1,901,526	61,488	3,369,966

Revenues
 Expenses
NET INCOME
 Transfer from Endowment to Expendable
 Fund Balance, Beginning
 Fund Balance, End

John W. Barriger III National Railroad Library
 Special Collection of the St. Louis Mercantile Library at UM- St. Louis

CONSOLIDATING INCOME STATEMENT AND CHANGES IN FUND BALANCE

For the Year Ended June 30, 2001

	John W. Barriger III Library Funds		Elizabeth Barriger Book Funds		Oral History Project	Photo Negative Project	Barriger Campaign for Excellence & Growth						Barriger Library Total	
	Endowed	Expendable	Endowed	Expendable	Expendable	Expendable	AAR Scholarship Funds		Union Pacific Acquisitions Funds		CN Acquisitions Funds		Barriger CE&G	
	Endowed	Expendable	Endowed	Expendable	Expendable	Expendable	Endowed	Expendable	Endowed	Expendable	Endowed	Expendable	Expendable	
Revenues:														
Gifts - Campaign for Excellence & Growth	-	-	-	-	-	-	-	-	-	-	-	-	32,750	32,750
Gifts - Other	1,015	4,095	-	5,000	-	-							10,110	
Investment Earnings	(34,571)	1,387	(9,257)	689	811	-	-	-	-	-	-	-	1,079	(39,861)
Other Revenue	-	27	-	-	-	-	-	-	-	-	-	-	-	27
Total Revenues	(33,556)	5,509	(9,257)	5,689	811	-	-	-	-	-	-	-	33,829	3,026
Expenses:														
Curator Salary & Benefits			(24,134)	-	-	-							-	(24,134)
Operating Expenses			(11,166)	(124)	(163)	-							(3,713)	(15,167)
Scholarships			-	-	-	-							-	-
Library Acquisitions			(2,230)	(3,462)	-	-							-	(5,692)
Total Expenses	(37,531)		(3,586)	(163)	-	-	-		-		-		(3,713)	(44,993)
NET INCOME	(33,556)	(32,022)	(9,257)	2,103	648	-	-	-	-	-	-	-	30,116	(41,968)
Transfer from Endowment to Expendable	(14,004)	14,004	(3,745)	3,745			-	-	-	-	-	-		
Fund Balance, Beginning	395,370	23,111	105,737	5,956	12,531	-	-	-	-	-	-	-	-	542,704
Fund Balance, End	347,810	5,093	92,735	11,804	13,179	-	-	-	-	-	-	-	30,116	500,737

Revenues
 Expenses
NET INCOME
 Transfer from Endowment to Expendable
 Fund Balance, Beginning
 Fund Balance, End

BARRIGER LIBRARY TOTAL
(See Above Funds)

Endowed	Expendable	Total
(42,813)	45,838	3,026
-	(44,993)	(44,993)
(42,813)	845	(41,968)
(17,749)	17,749	-
501,107	41,598	542,704
440,545	60,192	500,737

Barriger Library Total	NOT Available for Barriger Library		This Total Is FYI Only
	McKnight Unitrust	Endowed Professor Endowed Expendable	
3,026	(49,717)	(75,765) 36,702	(85,755)
(44,993)	(113,660)	- (111,852)	(270,505)
(41,968)	(163,377)	(75,765) (75,150)	(356,260)
-	-	(29,463) 29,463	-
542,704	1,901,526	864,249 61,488	3,369,966
500,737	1,738,149	759,021 15,801	3,013,707

John W. Barriger III National Railroad Library
 Special Collection of the St. Louis Mercantile Library at UM- St. Louis

CONSOLIDATING INCOME STATEMENT AND CHANGES IN FUND BALANCE

For the Year Ended June 30, 2002

	John W. Barriger III		Elizabeth Barriger		Oral	Photo	Barriger Campaign for Excellence & Growth						Barriger Library Total	
	Library Funds		Book Funds		History	Negative	AAR Scholarship		Union Pacific		CN			Barriger
	Endowed	Expendable	Endowed	Expendable	Project	Project	Endowed	Expendable	Endowed	Expendable	Endowed	Expendable		CE&G
Revenues:														
Gifts - Campaign for Excellence & Growth	-	-	-	-	-	-	10,000	-	-	-	-	-	44,912	54,912
Gifts - Other	-	2,200	5,963	-	-	-								8,163
Investment Earnings	(19,824)	316	(5,510)	1,240	664	-	(328)	-	-	-	-	-	2,039	(21,403)
Other Revenue	-	-	-	-	-	-	-	-	-	-	-	-	-	-
Total Revenues	(19,824)	2,516	453	1,240	664	-	9,672	-	-	-	-	-	46,951	41,672
Expenses:														
Curator Salary & Benefits		(18,947)		-	-	-							(23,879)	(42,826)
Operating Expenses		(2,287)		(502)	(258)	-							(5,149)	(8,197)
Scholarships		-		-	-	-							-	-
Library Acquisitions		(1,231)		(100)	-	-							-	(1,331)
Total Expenses		(22,465)		(602)	(258)	-							(29,028)	(52,354)
NET INCOME	(19,824)	(19,949)	453	638	406	-	9,672	-	-	-	-	-	17,922	(10,682)
Transfer from Endowment to Expendable	(14,856)	14,856	(3,970)	3,970			-	-	-	-	-	-		-
Fund Balance, Beginning	347,810	5,093	92,735	11,804	13,179	-	-	-	-	-	-	-	30,116	500,737
Fund Balance, End	313,130	0	89,218	16,412	13,585	-	9,672	-	-	-	-	-	48,038	490,055



BARRIGER LIBRARY TOTAL			
(See Above Funds)			
Endowed	Expendable	Total	
Revenues	(9,698)	51,371	41,672
Expenses	-	(52,354)	(52,354)
NET INCOME	(9,698)	(984)	(10,682)
Transfer from Endowment to Expendable	(18,826)	18,826	-
Fund Balance, Beginning	440,545	60,192	500,737
Fund Balance, End	412,020	78,035	490,055

Barriger Library	NOT Available for Barriger Library		This Total Is FYI Only
	McKnight Unitrust	Endowed Professor	
Total	Endowed	Expendable	Total
41,672	(187,721)	33,271	(156,034)
(52,354)	(88,099)	(81,567)	(222,020)
(10,682)	(275,820)	(48,296)	(378,053)
-	(32,495)	32,495	-
500,737	1,738,149	15,801	3,013,707
490,055	1,462,329	-	2,635,653

Revenues
 Expenses
NET INCOME
 Transfer from Endowment to Expendable
 Fund Balance, Beginning
 Fund Balance, End

John W. Barriger III National Railroad Library
 Special Collection of the St. Louis Mercantile Library at UM- St. Louis

CONSOLIDATING INCOME STATEMENT AND CHANGES IN FUND BALANCE

For the Year Ended June 30, 2003

	John W. Barriger III		Elizabeth Barriger		Oral	Photo	Barriger Campaign for Excellence & Growth						Barriger Library Total	
	Library Funds		Book Funds		History	Negative	AAR Scholarship		Union Pacific		CN			Barriger
	Endowed	Expendable	Endowed	Expendable	Project	Project	Endowed	Expendable	Endowed	Expendable	Endowed	Expendable		CE&G
Revenues:														
Gifts - Campaign for Excellence & Growth	-	-	-	-	-	-	-	-	10,000	2,500	-	-	40,750	53,250
Gifts - Other	-	11,622	-	-	250	-								11,872
Investment Earnings	10,838	(20)	3,093	1,345	552	-	353	-	696	69	-	-	2,328	19,254
Other Revenue	-	-	-	-	-	-	-	-	-	-	-	-	-	-
Total Revenues	10,838	11,602	3,093	1,345	802	-	353	-	10,696	2,569	-	-	43,078	84,376
Expenses:														
Curator Salary & Benefits		(24,622)		-	-	-							(34,465)	(59,087)
Operating Expenses		(2,693)		(48)	-	-							(6,922)	(9,664)
Scholarships		-		-	-	-							-	-
Library Acquisitions		-		(6,215)	-	-				(2,538)			(1,792)	(10,545)
Total Expenses		(27,315)		(6,263)	-	-				(2,538)			(43,179)	(79,295)
NET INCOME	10,838	(15,713)	3,093	(4,918)	802	-	353	-	10,696	31	-	-	(101)	5,081
Transfer from Endowment to Expendable	(15,785)	15,785	(4,373)	4,373										-
Fund Balance, Beginning	313,130	-	89,218	16,412	13,585	-	9,672	-	-	-	-	-	48,038	490,055
Fund Balance, End	308,183	72	87,937	15,867	14,387	-	10,025	-	10,696	31	-	-	47,937	495,136

	BARRIGER LIBRARY TOTAL (See Above Funds)		
	Endowed	Expendable	Total
Revenues	24,980	59,396	84,376
Expenses	-	(79,295)	(79,295)
NET INCOME	24,980	(19,899)	5,081
Transfer from Endowment to Expendable	(20,158)	20,158	-
Fund Balance, Beginning	412,020	78,035	490,055
Fund Balance, End	416,842	78,294	495,136

Barriger Library	NOT Available for Barriger Library			This Total Is FYI Only
	McKnight Unitrust	Endowed Professor		
Total	Unitrust	Endowed	Expendable	Total
84,376	112,871	23,649	36,089	256,985
(79,295)	(76,340)	-	(54,493)	(210,129)
5,081	36,530	23,649	(18,404)	46,857
-	-	(34,444)	34,444	-
490,055	1,462,329	683,269	-	2,635,653
495,136	1,498,859	672,474	16,040	2,682,510

John W. Barriger III National Railroad Library
 Special Collection of the St. Louis Mercantile Library at UM- St. Louis

CONSOLIDATING INCOME STATEMENT AND CHANGES IN FUND BALANCE

For the Nine Months Ended March 31, 2004

	John W. Barriger III Library Funds		Elizabeth Barriger Book Funds		Oral History Project	Photo Negative Project	Barriger Campaign for Excellence & Growth						Barriger Library Total	
	Endowed	Expendable	Endowed	Expendable	Expendable	Expendable	AAR Scholarship Funds		Union Pacific Acquisitions Funds		CN Acquisitions Funds			Barriger CE&G
							Endowed	Expendable	Endowed	Expendable	Endowed	Expendable		Expendable
Revenues:														
Gifts - Campaign for Excellence & Growth	-	-	-	-	-	-	-	-	12,500	-	20,000	-	33,427	65,927
Gifts - Other	750	2,750	-	-	-	-	-	-	-	-	-	-	-	3,500
Investment Earnings	55,638	192	15,858	786	273	-	1,809	11	4,029	10	1,848	-	987	81,441
Other Revenue	-	-	-	-	-	-	-	-	-	-	-	-	-	-
Total Revenues	56,388	2,942	15,858	786	273	-	1,809	11	16,529	10	21,848	-	34,414	150,868
Expenses:														
Curator Salary & Benefits	-	(11,473)	-	-	-	-	-	-	-	-	-	-	-	(11,473)
Operating Expenses	-	(177)	-	(7)	(2,065)	-	-	-	-	-	-	-	(1,691)	(3,940)
Scholarships	-	-	-	-	-	-	-	-	-	-	-	-	-	-
Library Acquisitions	-	-	-	-	-	-	-	-	-	-	-	-	(5,929)	(5,929)
Total Expenses	-	(11,650)	-	(7)	(2,065)	-	-	-	-	-	-	-	(7,621)	(21,342)
NET INCOME	56,388	(8,708)	15,858	779	(1,792)	-	1,809	11	16,529	10	21,848	-	26,793	129,526
Transfer from Endowment to Expendable	(15,153)	15,153	(4,324)	4,324	-	-	(493)	493	(427)	427	-	-	-	-
Fund Balance, Beginning	308,183	72	87,937	15,867	14,387	-	10,025	-	10,696	31	-	-	47,937	495,136
Fund Balance, End	349,418	6,517	99,472	20,970	12,595	-	11,342	503	26,798	468	21,848	-	74,730	624,662



BARRIGER LIBRARY TOTAL (See Above Funds)		
Endowed	Expendable	Total
Revenues	112,432	38,436
Expenses	-	(21,342)
NET INCOME	112,432	17,094
Transfer from Endowment to Expendable	(20,397)	20,397
Fund Balance, Beginning	416,842	78,294
Fund Balance, End	508,877	115,785

Barriger Library Total	NOT Available for Barriger Library		This Total Is FYI Only
	McKnight Unitrust	Endowed Professor Endowed Expendable	
150,868	143,925	121,270	33,716
(21,342)	(54,609)	-	(82,821)
129,526	89,316	121,270	(49,105)
-	-	(33,065)	33,065
495,136	1,498,859	672,474	16,040
624,662	1,588,175	760,679	-

Revenues
 Expenses
NET INCOME
 Transfer from Endowment to Expendable
 Fund Balance, Beginning
 Fund Balance, End

John W. Barriger III National Railroad Library
 Special Collection of the St. Louis Mercantile Library at UM- St. Louis

CONSOLIDATING INCOME STATEMENT AND CHANGES IN FUND BALANCE

For the Period from the Effective Affiliation Date of April 1, 1997 through March 31, 2004

	John W. Barriger III Library Funds		Elizabeth Barriger Book Funds		Oral History Project	Photo Negative Project	Barriger Campaign for Excellence & Growth						Barriger Library Total	
	Endowed	Expendable	Endowed	Expendable	Expendable	Expendable	AAR Scholarship Funds		Union Pacific Acquisitions Funds		CN Acquisitions Funds		Barriger CE&G	
	Endowed	Expendable	Endowed	Expendable	Expendable	Expendable	Endowed	Expendable	Endowed	Expendable	Endowed	Expendable	Expendable	
Revenues:														
Gifts - Campaign for Excellence & Growth	-	-	-	-	-	-	10,000	-	22,500	2,500	20,000	-	151,839	206,839
Gifts - Other	76,443	69,202	8,610	5,000	2,750	-							162,005	
Investment Earnings	165,004	4,115	46,444	5,054	4,531	169	1,835	11	4,725	79	1,848	-	6,433	240,245
Other Revenue	-	27	-	-	-	-	-	-	-	-	-	-	-	27
Total Revenues	241,447	73,344	55,054	10,054	7,281	169	11,835	11	27,225	2,579	21,848	-	158,272	609,116
Expenses:														
Curator Salary & Benefits			(90,304)	-	-	-			-	-			(58,344)	(148,648)
Operating Expenses			(61,230)	(707)	(2,638)	(1,051)			-	-			(17,476)	(83,101)
Scholarships			-	-	-	-			-	-			-	-
Library Acquisitions			(8,591)	(14,458)	-	-			-	(2,538)			(7,721)	(33,307)
Total Expenses	(160,125)		(15,164)	(2,638)	(1,051)			-	(2,538)			-	(83,542)	(265,057)
NET INCOME	241,447	(86,781)	55,054	(5,111)	4,643	(882)	11,835	11	27,225	41	21,848	-	74,730	344,059
Transfer from Endowment to Expendable	(93,298)	93,298	(26,081)	26,081			(493)	493	(427)	427	-	-		
Fund Balance, Beginning	201,269	-	70,499	-	7,953	882	-	-	-	-	-	-	-	280,602
Fund Balance, End	349,418	6,517	99,472	20,970	12,595	-	11,342	503	26,798	468	21,848	-	74,730	624,662

BARRIGER LIBRARY TOTAL			
(See Above Funds)			
	Endowed	Expendable	Total
Revenues	357,408	251,708	609,116
Expenses	-	(265,057)	(265,057)
NET INCOME	357,408	(13,349)	344,059
Transfer from Endowment to Expendable	(120,299)	120,299	-
Fund Balance, Beginning	271,768	8,834	280,602
Fund Balance, End	508,877	115,785	624,662

Barriger Library Total	NOT Available for Barriger Library		This Total Is FYI Only
	McKnight Unitrust	Endowed Professor Endowed Expendable	
609,116	2,090,089	348,275 214,103	3,261,583
(265,057)	(501,914)	- (351,699)	(1,118,670)
344,059	1,588,175	348,275 (137,596)	2,142,914
-	-	(137,596) 137,596	-
280,602	-	550,000 -	830,602
624,662	1,588,175	760,679 -	2,973,516