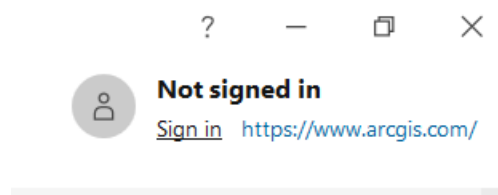
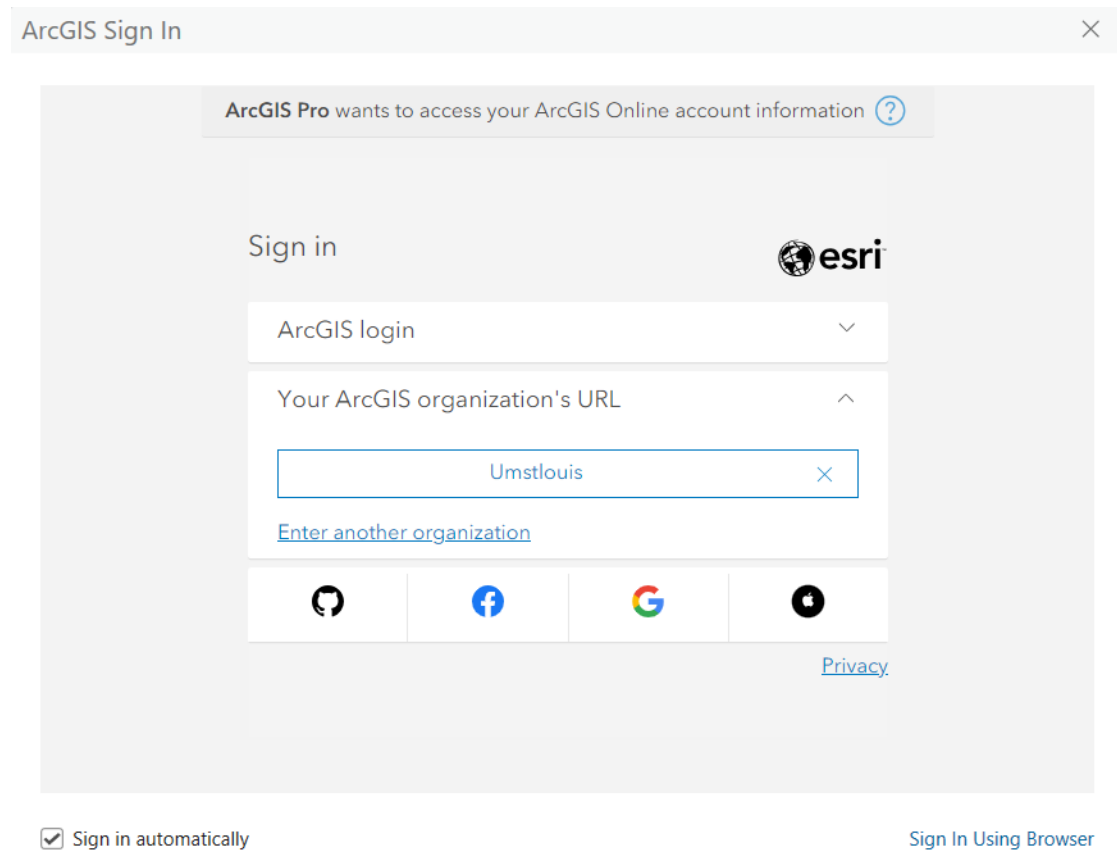


# ArcGIS Pro Login Steps

Launch ArcGIS Pro, once loaded in the upper right corner click sign in:




On the next screen click the Umstlouis box:  
If this isn't populated type in Umstlouis and enter.



On the next screen click the UM SYSTEM SSO box:

ArcGIS Pro wants to access your ArcGIS Online account information [?](#)

Sign in to University of Missouri St Louis 

ArcGIS login

UM SYSTEM SSO

[Privacy](#)

Sign in automatically

[Sign In Using Browser](#)

On the next screen enter your UMSL SSO ID, [SSOID@umsystem.edu](mailto:SSOID@umsystem.edu) like other applications:

University of Missouri System  
COLUMBIA | KANSAS CITY | ROLLA | ST. LOUIS

Sign in

username@umsystem.edu

[Can't access your account?](#)

Next

 Sign-in options

[Terms of use](#) [Privacy & cookies](#) ...

Sign in automatically

[Sign In Using Browser](#)