

# Undergraduate Research Symposium Application Sheet

First Name: \_\_\_\_\_

Last Name: \_\_\_\_\_

Email: \_\_\_\_\_

Additional Author Names (if applicable):

\_\_\_\_\_  
\_\_\_\_\_  
\_\_\_\_\_

Mentor's Name: \_\_\_\_\_

Mentor's Email: \_\_\_\_\_

Mentor's Department: \_\_\_\_\_

Tentative Title of Submission: *(You are able to change the title later if necessary)*

\_\_\_\_\_

---

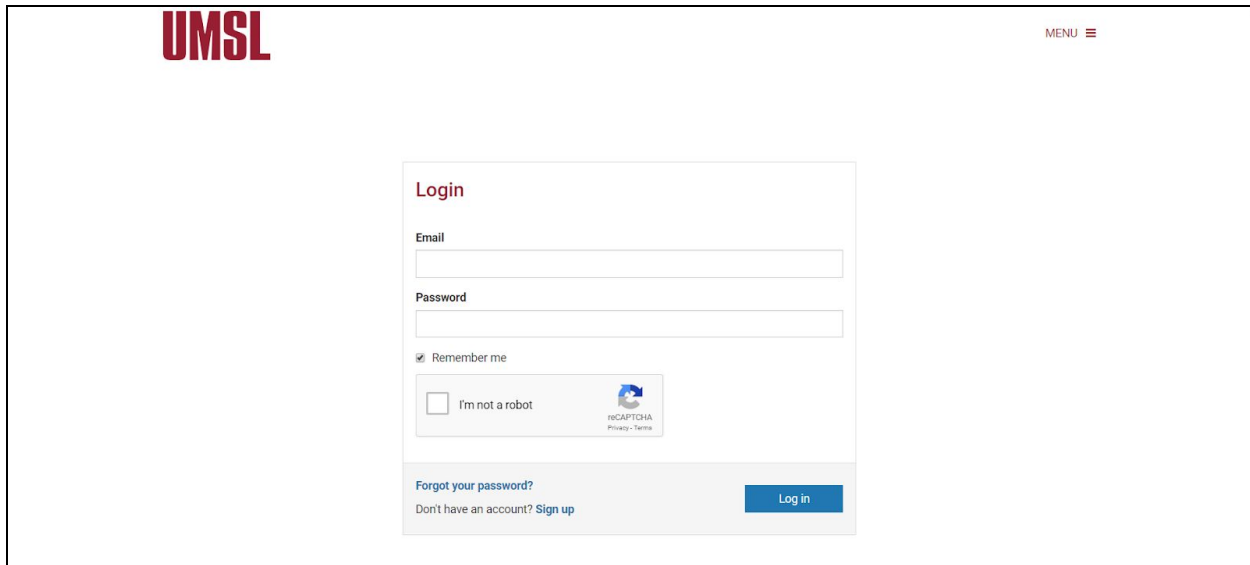
We are hoping to get a better idea of who submits to the URS. Please consider supplying the following **optional** demographic information about yourself.

1. What is your anticipated graduation semester & year? \_\_\_\_\_
2. On average, how many hours do you work a week, paid or on internship? \_\_\_\_\_
3. What is your age in years? \_\_\_\_\_
4. How do you currently describe your gender identity? \_\_\_\_\_
5. How do you describe your ethnicity or race? \_\_\_\_\_

---

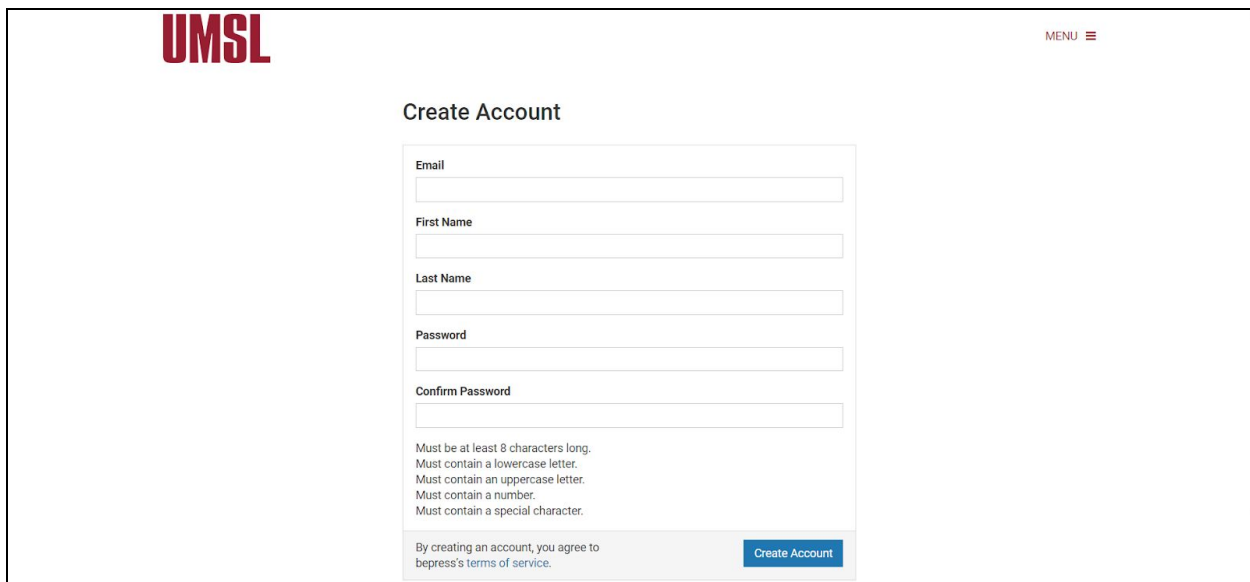
*By submitting this form (along with other required information) to [UMSL.IRL/URS](https://umsl.irl.urs.edu), I intend to participate in the University of Missouri - St. Louis Undergraduate Research Symposium on April 24, 2020. I understand that I will have the opportunity to amend my project title, abstract, or format but should plan on submitting my final version on the UMSL.IRL/URS page once completed.*

1. Use this link: [https://irl.umsl.edu/cgi/ir\\_submit.cgi?context=urs](https://irl.umsl.edu/cgi/ir_submit.cgi?context=urs)
2. You will reach this page and will either **log in or create a new account**. This is *not* linked to your UMSL SSO. If you have not been to Institutional Repository Library (IRL) webpage before, you will need to create a new account. Do so by clicking the “Sign Up” button towards the bottom of the page. If you already have an account, Log In. (Please note: because it is not linked to your SSO, the password will not change automatically when your SSO password does.)



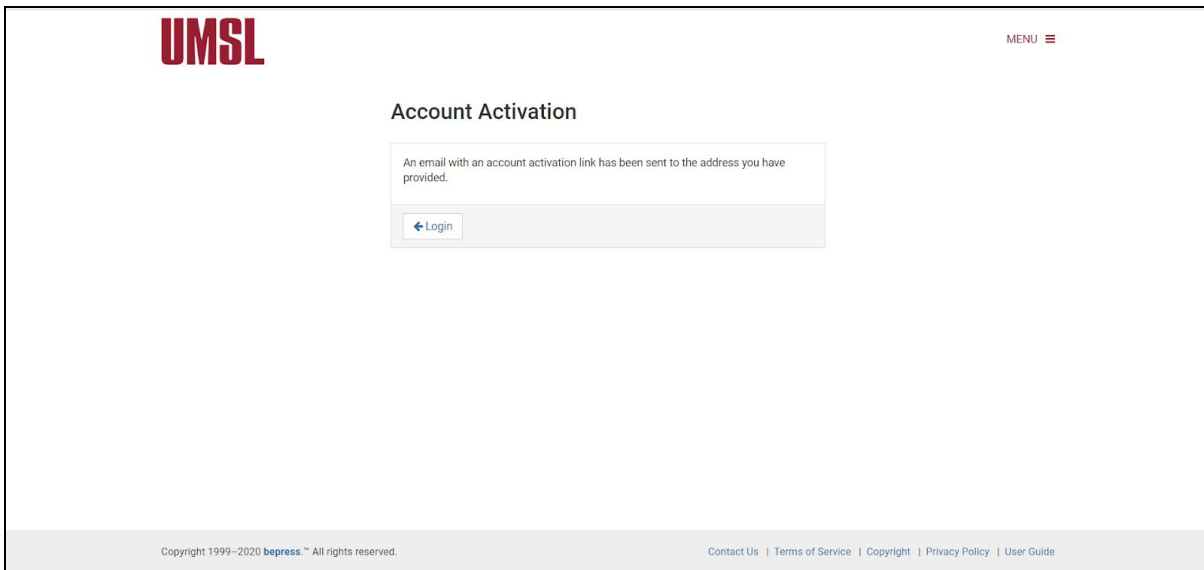
The screenshot shows the UMSL website's login page. At the top left is the UMSL logo, and at the top right is a 'MENU' button with a hamburger icon. The main content area is a white box titled 'Login'. It contains an 'Email' input field, a 'Password' input field, and a checked 'Remember me' checkbox. Below these is a reCAPTCHA widget with the text 'I'm not a robot' and a 'Log in' button. At the bottom of the login box, there are links for 'Forgot your password?' and 'Don't have an account? Sign up'.

3. Follow the steps to create your account.

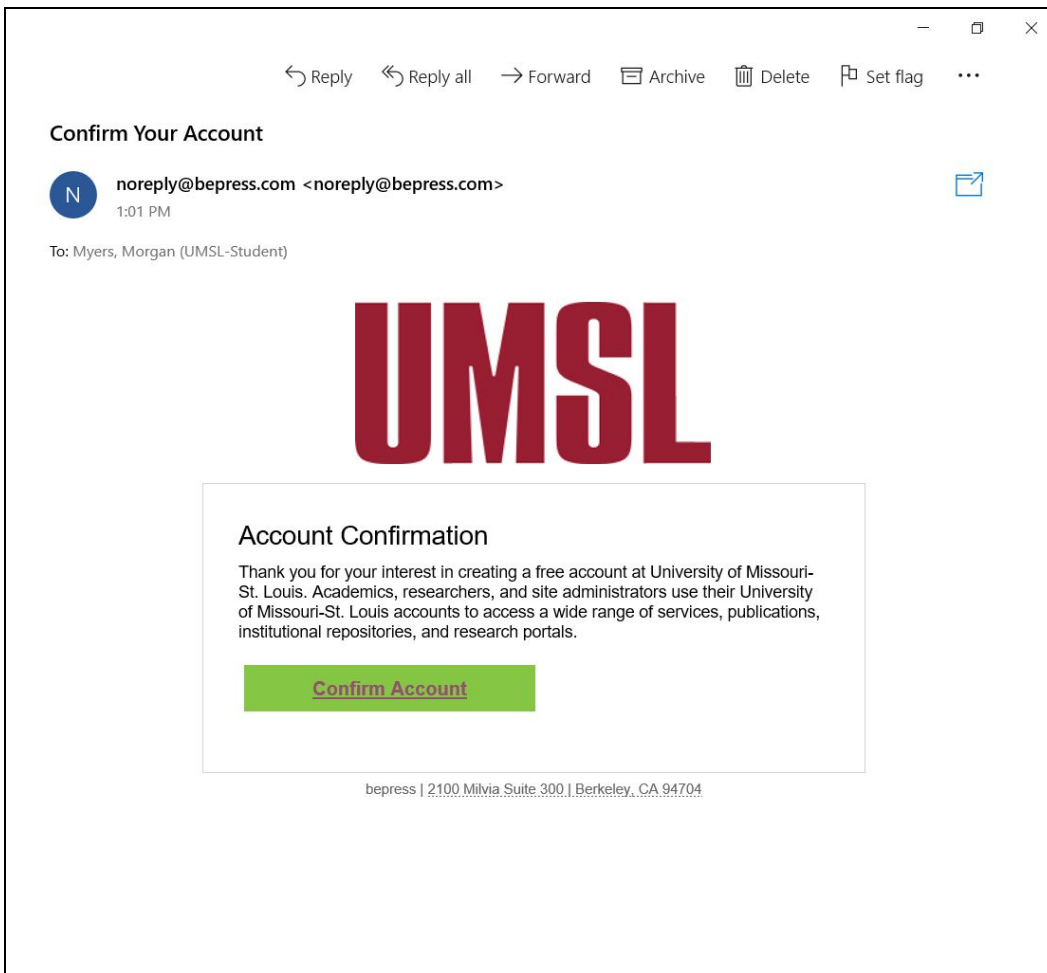


The screenshot shows the UMSL website's 'Create Account' page. At the top left is the UMSL logo, and at the top right is a 'MENU' button with a hamburger icon. The main content area is a white box titled 'Create Account'. It contains five input fields: 'Email', 'First Name', 'Last Name', 'Password', and 'Confirm Password'. Below the 'Password' field, there are four lines of text: 'Must be at least 8 characters long.', 'Must contain a lowercase letter.', 'Must contain an uppercase letter.', and 'Must contain a special character.'. At the bottom of the form, there is a line of text: 'By creating an account, you agree to bepress's terms of service.' and a 'Create Account' button.

4. After clicking the “Create Account” button, the following message should appear.



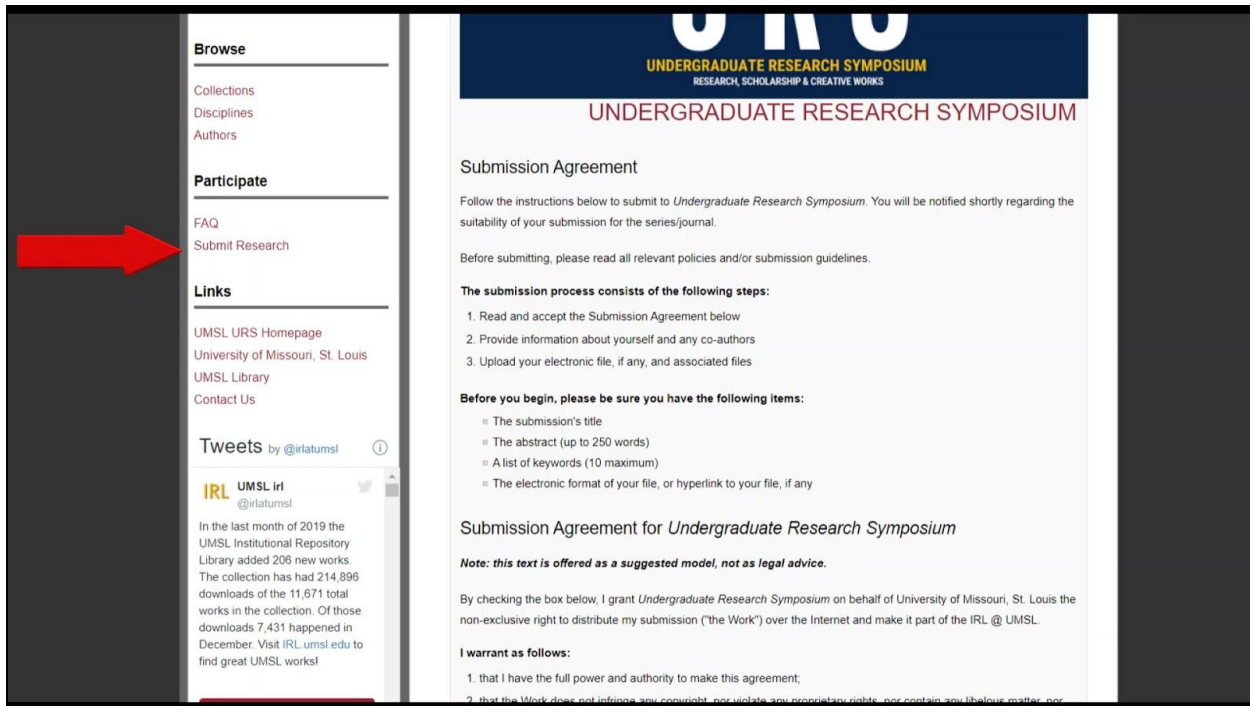
5. Go to the inbox of the email you used to create the account. There will be an email from [noreply@bepress.com](mailto:noreply@bepress.com). Open the email and click the green activation button.  
(Check your Junk or Spam folder if email is not in your inbox)



6. After confirming your account, you will be redirected to IRL site.



7. Scroll down until you see the "Submit Research" tab on the right hand side. It is under the Participate section.



8. Fill out the designated areas of the application. See below for special instructions on certain sections.

a. **Title** - Tentative Title of your Presentation. (This can be changed later).

UMSL Libraries  
University of Missouri-St. Louis

IRL @ University of Missouri-St. Louis  
Institutional Repository Library

Home About FAQ My Account

Search

Enter search terms:  
 Search

in this series

Advanced Search

Notify me via email or RSS

Browse

Collections  
Disciplines  
Authors

Participate

FAQ  
Submit Research

**REQUIRED** Title

Please use Headline Style Capitalization e.g., *The Scholarly Communication Crisis*

Enter title:

b. **Authors** - First author of presentation should be the one to submit. List all authors on submission. Only submit each presentation once, even if there are multiple authors.

Links

UMSL URS Homepage  
University of Missouri, St. Louis  
UMSL Library  
Contact Us

Tweets by @irlatumsl

IRL UMSL IRL @irlatumsl

**REQUIRED** Authors

Please include all authors of the work on this submission (include everyone's emails).  
Each work should only be submitted once (not repeatedly by different authors).

Search For An Author Using: Last Name, First Name, or Institution

1

+ Add

c. **Name(s) of Faculty Adviser/Mentor** - Include your primary faculty mentor for project information first

Library added 206 new works.  
The collection has had 214,896  
downloads of the 11,671 total  
works in the collection. Of those  
downloads 7,431 happened in  
December. Visit IRL.umsl.edu to  
find great UMSL works!

IRL @ University of Missouri-St. Louis  
Institutional Repository Library  
December 2019 Monthly Statistics

Phone Number

Enter phone number:

**REQUIRED** Name(s) of Faculty Adviser/Mentor

Enter Name(s) of Faculty Adviser/Mentor:

d. **Embargo Period** - Ask your faculty mentor if you are unsure.

**REQUIRED** Embargo Period

An Embargo prevents your work from being shared publicly online for a specific amount of time (6, 12, or 18 months, 2 or 3 years, or you can embargo it to never to be shared online). An embargo often isn't necessary, but if your work is going to be published in an academic article it can be advantageous for your URS work to not be published immediately online. Your Faculty Adviser/Mentor may have a preference regarding this question.

No Embargo Required

- e. **What description best describes your work?** - Research (you are presenting newly collected data or presenting existing data in a novel way), Scholarship (you are presenting a secondary analysis of existing sources or data), Creative (you are presenting a new artistic or inventive work of your own creation). Ask your faculty mentor if you are unsure.
- f. **Major** - Select your major. Select your most relevant major if you have more than one.
- g. **Document Type** - Do you intend to present in Poster format, as a Paper presentation, other presentation (such as Powerpoint, Canva, or reading of creative work). Ask your faculty mentor if you are unsure. This can be changed later.
- h. **Disciplines** - Which of the academic disciplines listed most closely relates to your presentation?

- i. **Keywords** - Optional, but this can help future users of the IRL find your work. This can be changed later.
- j. **Abstract** - Include a tentative abstract of your project for review of appropriateness for the URS. This can be changed later.
- k. **Upload File** - Upload a completed copy of the URS Application Sheet found on the UMSL URS homepage (<https://www.umsl.edu/studentresearch/urs/index.html>). This will signal your intent to participate in the URS. Your final poster, paper, or presentation will be uploaded at a later date.