


Open Feedback Studio

Open Feedback Studio from a specific student assignment submission in a course in your Learning Management System. The Document Viewer will open.


Similarity Layer

There are at most 3 Feedback Studio layers. The Similarity layer is the red middle layer. Click the red layer button to turn the layer on and off.

You may also turn the layer on by opening Active Layers  in the righthand panel and marking the **Similarity** checkbox.



Match Overview

To view the Originality Report Match Overview, click the **Match Overview** button , the red button labeled with the Similarity Index of the student document. The button will turn red and the Match Overview, which only reveals top matches, will appear in the righthand panel.

Match Overview			×
8%			
<			>
1	Submitted to University... Student Paper	2%	>
2	zambiagovernance.org Internet Source	1%	>
3	patimes.org Internet Source	1%	>
4	Submitted to University... Student Paper	1%	>
5	Enright, Kathleen P.. "W..." Publication	1%	>
6	Submitted to UC, San D... Student Paper	1%	>



Match Breakdown			×
1	Submitted to University... Student Paper	2%	
Match 1 of 2			
•	Submitted to University... Student Papers - 4 papers	2%	
•	Submitted to University of I...	2%	
•	Submitted to University of I...	2%	
•	Submitted to University of I...	2%	
•	Submitted to University of I...	2%	

Each primary source match will appear in the list.

- To see more details about a source, click on the arrow to the right of the source. This will have a drill down effect, a **Match Breakdown**. If the portion of the paper has more than one match, the number of matches will be given directly below the source name.
- Click on the source to reveal each individual match. Click on each individual match to navigate to its location in the document.
- To close the Match Breakdown, click the **X** in the upper right hand corner of the Righthand panel. The panel will close and can be reopened by selecting any one of the red similarity layer tools.

Interpret a Turnitin Originality Report



feedback studio Alfred Neuman | Argument Paper

Match Overview

8%

Match #	Source	Match %
1	Submitted to University... Student Paper	2%
2	zambigovernance.org Internet Source	1%
3	patimes.org Internet Source	1%
4	Submitted to University... Student Paper	1%
5	Enright, Kathleen P. "W..." Publication	1%
6	Submitted to UC, San D... Student Paper	1%

Page: 3 of 6 Word Count: 1296

The paper has been highlighted with each highlighted region color-coded and corresponding to a source. These regions of the paper have been numbered as well. Click on a source to navigate to that source's location within the paper. A popup will appear that contains an excerpt of the source from which the match was obtained.



Continuing on, delving into some background information on the authors would help shine a light on why these two articles were so starkly dissimilar. Dr. Billie Sandberg is currently the Assistant Professor of Public Administration in the Mark O. Hatfield School of Government at Portland State University. Her curriculum places an emphasis on non-profit management, which she has personally been involved in for over a decade. On the other side of things, Clara Miller is currently the president of the F.B. Heron Foundation, an organization that helps people

5 Enright, Kathleen P. "W..." 1% Publication

6 Submitted to UC, San D... 1% Student Paper

For ease of reading, click on the Full Source View button to load the full source in the righthand panel. To close the full source view, click the X in the upper right hand corner of the panel.

Internet/Publication Sources: To open an internet source or a publication source on a separate browser tab, click the **Name** of the source.

Student Paper Sources: Student paper sources cannot be viewed without permission.

Submitted to University of Denver Student Paper

Because submitted papers remain the intellectual property of their authors, instructors, and respective institutions, we are unable to show you the content of this paper at this time. If you would still like to view this paper, please click on the institution name above to submit a permission request to the author's instructor.

Full Source Text


Match 1 of 2

Enright, Kathleen P. "W..." 1% Publication


What Would It Take? : : By Kathleen P. Enright Growing social impact requires grantmakers to think and act—and invest—in different ways. What would it take to provide all children with the services and the support they need to stay in school and graduate? What would it take to break the cycle of poverty once and for all? What would it take to bring new skills and real

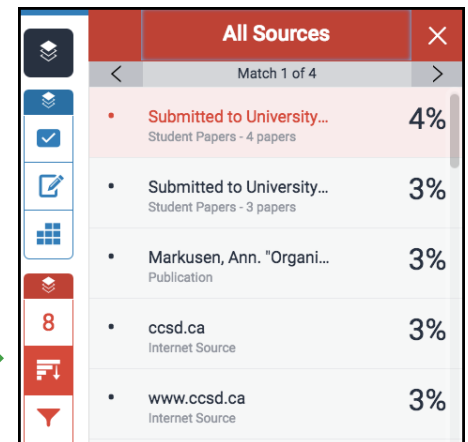
Interpret a Turnitin Originality Report

All Sources

To drill down further into the report, click the **All Sources**  button. All Sources will replace the Match Overview and display all of the source matches in the report.

Click on a **Source** to navigate to text found in the paper that used the source.

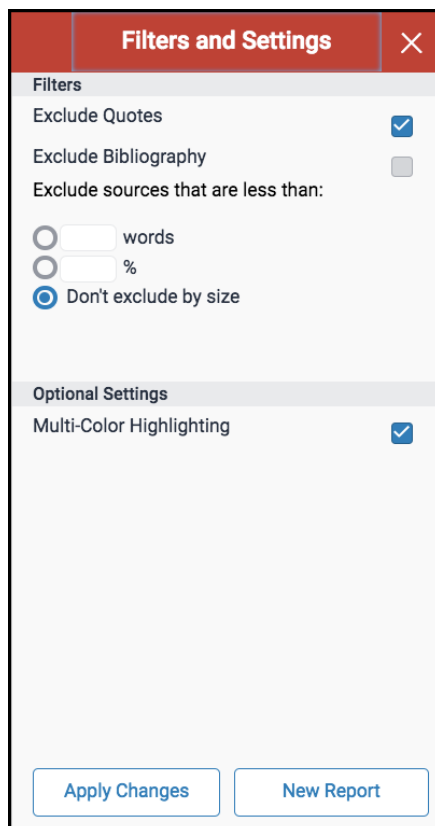
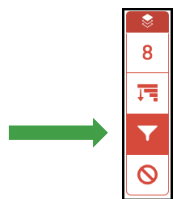
To return to Match Overview, click the **Match Overview**  button.



Categorical Exclusions

Source matches may be excluded, either in the settings of the assignment so that the exclusions are executed for all papers submitted for an assignment, or on the fly for individual papers.

To exclude sources from the Originality Report, click the **Filters and Settings** button in the Similarity report group.



You can exclude sources that are quoted, exclude the entire bibliography or exclude sources based on size.

Exclude Quotes/Bibliography: To exclude all quotes and/or the bibliography, mark the appropriate checkbox(es). Click **Apply Changes**.

Exclude sources that are less than: To exclude sources based on size, select the appropriate radial button, then enter the number of words/percentage in the corresponding field. Click **Apply Changes**.

After changes are applied, Feedback Studio will automatically navigate to **Match Overview** and show the results of the exclusion. To generate a new report, click **Filters and Settings** and then click **New Report**.

NOTE: Exclusions are strictly less than the amount entered in the text field. For example, if 2 is entered in the % field, then all sources less than 2% (that is, equal to 1% since source matches are rounded to the nearest whole percent) will be excluded. Two percent matches will not be excluded in this case.

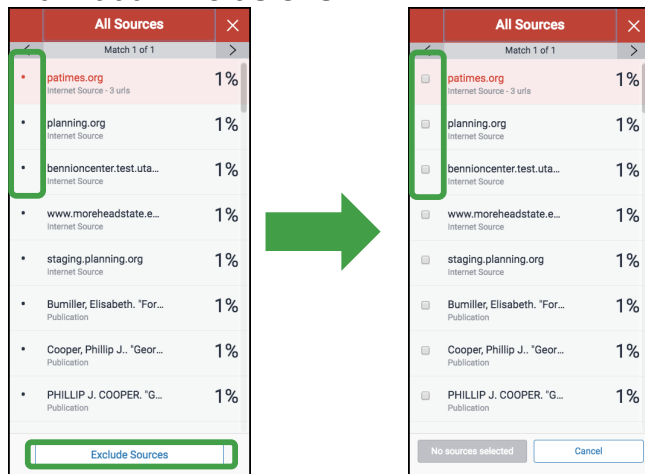
NOTE: Consider the following when you are excluding sources based on size. The percentage or number of words that you choose


to exclude should be determined while considering the overall size of the paper. For a ten-page paper, excluding a 10% match excludes one whole page and excluding a 5% match excludes half of a page, a relatively large exclusion. To decide on exclusion by number of words, look at the word count of the paper. A small exclusion, perhaps 7 words can help produce a similarity score with a small buffer for students.

Interpret a Turnitin Originality Report

To cancel an exclusion, click the **Filter and Settings** button and either unmark an exclusion checkbox or select **Don't exclude by size**. Then click **Apply Changes**.

Individual Exclusions



To exclude individual sources, click the **All Sources**  button.

Click **Exclude Sources** at the bottom of the righthand panel.

Notice that the source bullets change to checkboxes. Mark the boxes next to the sources you wish to exclude.

Click **Exclude** to apply your changes or cancel to keep the original report.

NOTE: Since sources may overlap, the exclusion of individual sources may or may not affect the Similarity index.

To view individually excluded sources, click the **Excluded Sources** button.

Excluded sources will be listed in the righthand panel.

To restore excluded sources, mark the sources to restore and click **Restore**.

To restore all individually excluded (not categorically excluded) sources to the Originality Report, click **Restore All**.

