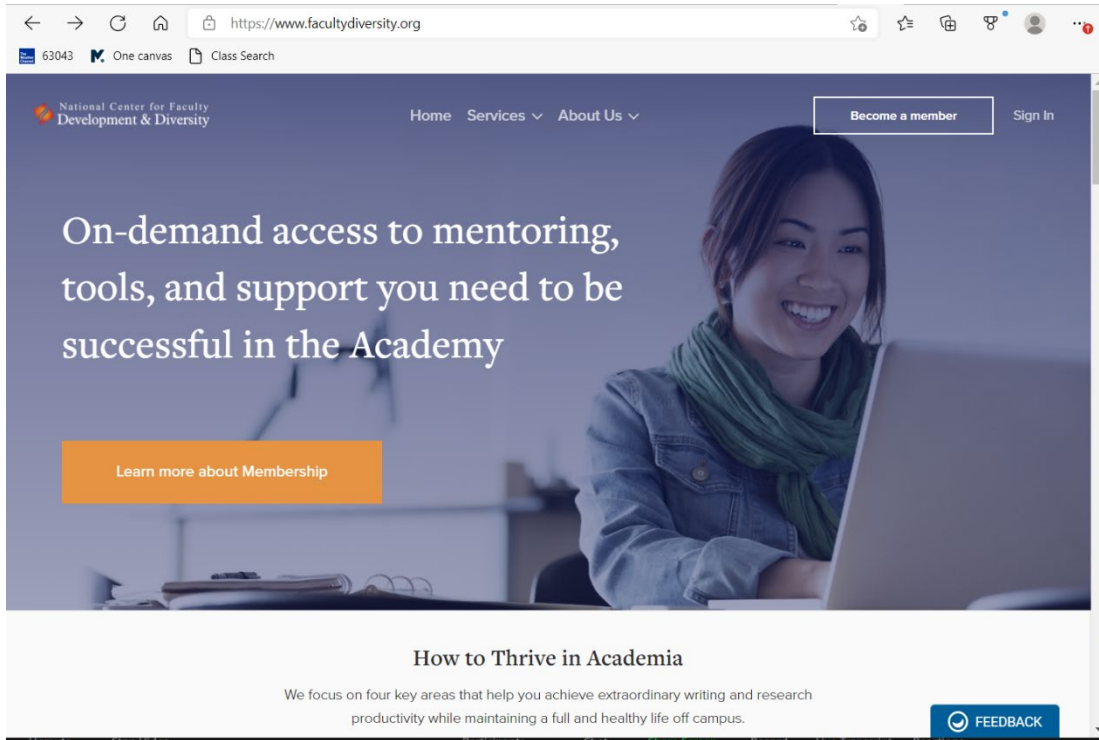


Activating NCFDD Membership for UMSL Users

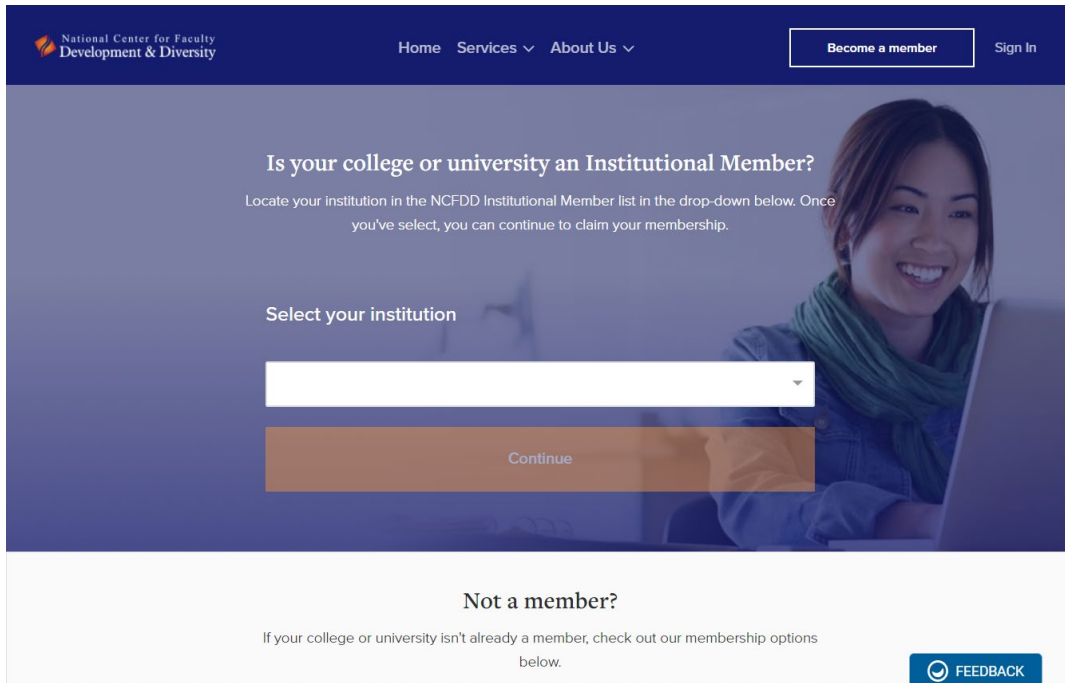
The [UM System has an institutional membership](#) in the National Center for Faculty Development and Diversity (NCFDD) which offers free access to the NCFDD's online resources to all faculty members, postdocs, and graduate students at all four Universities, including UMSL.

To activate your membership:

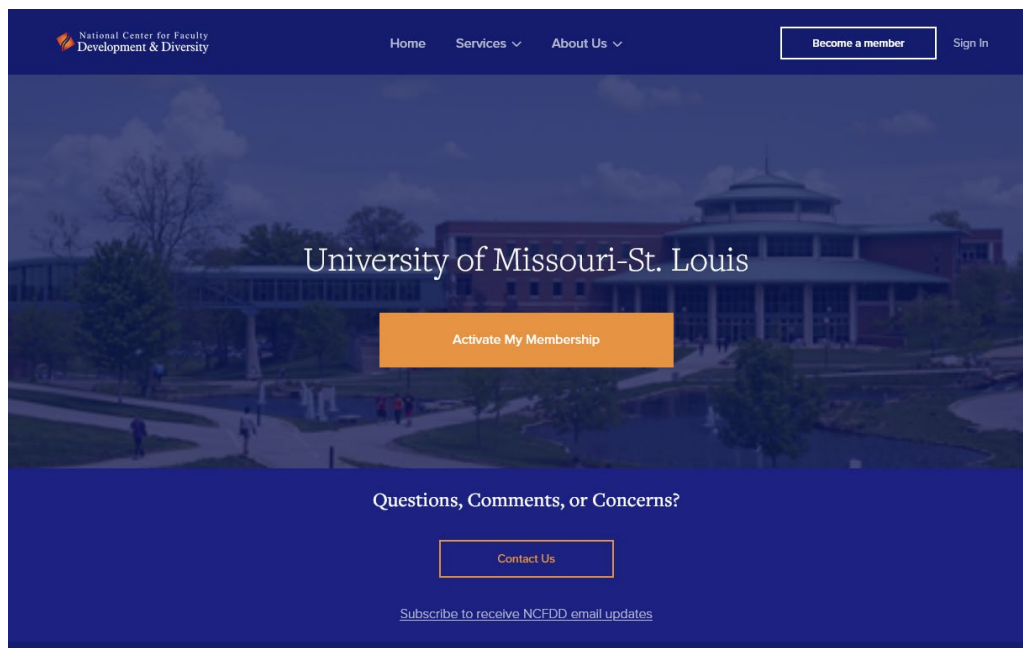
Go to www.facultydiversity.org:



Click on “become a member” in the upper right corner, taking you to:



In the box under “Select your institution” type in or scroll to “University of Missouri St. Louis.” Press “continue”, which takes you to:



Click on “Activate My Membership,” which will take you to

Account Personal & Professional Review

Welcome to NCFDD!

Now we need to collect some basic information, nothing fancy, just a few things to fill out your profile and help us get to know you.

Account Information

First Name Last Name Designation

Nickname (Optional)
Complete this if you want to hide your identity when in the platform

Your Email

Confirm Your Email

Your Phone Number

Create a Password

Confirm Password

Continue

Fill out the above form using your umsl.edu email address. The site may send an email to confirm your email address and registration.

Logging in takes you to your Dashboard. You can click around using the links at the top of the page to find events, a library of recorded webinars, and other resources.