

# Edge Lift of Specialty Gas Permeable Lenses

University of Missouri-St. Louis

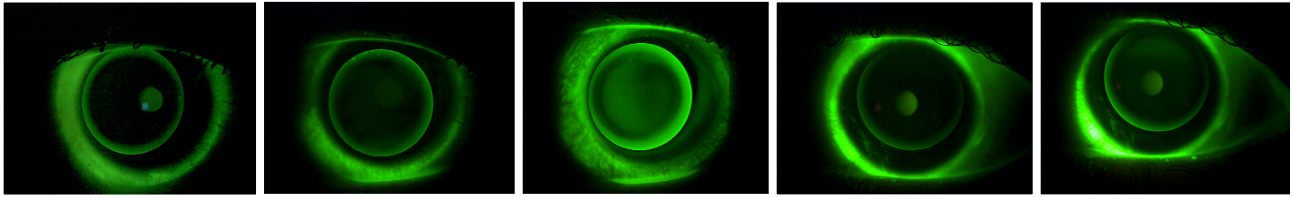
Julie DeKinder, O.D. and Elizabeth Voss

Rose K2

Art Optical

~40  $\mu$ m

Dia. 8.70



2 Flat

1 Flat

Standard

1 Steep

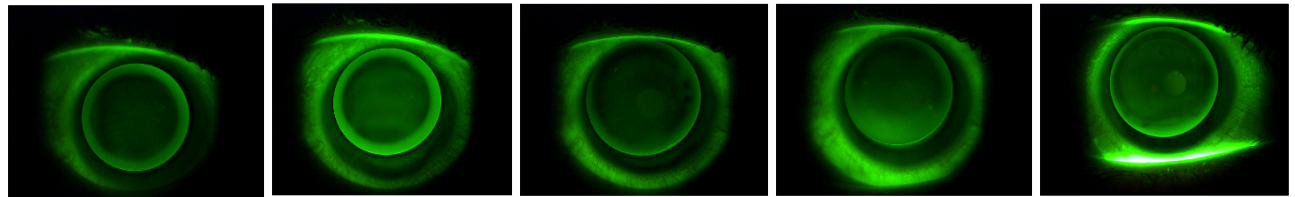
2 Steep

Rose K2

Blanchard

~40  $\mu$ m

Dia. 8.70



2 Flat

1 Flat

Standard

1 Steep

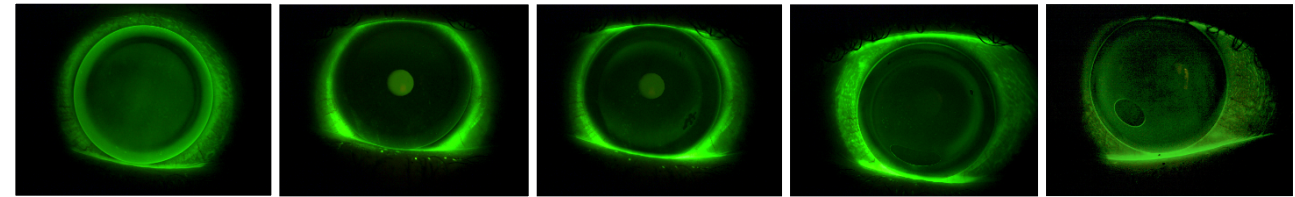
2 Steep

Rose K2 IC

Art Optical

~40  $\mu$ m

Dia. 11.20



2 Flat

1 Flat

Standard

1 Steep

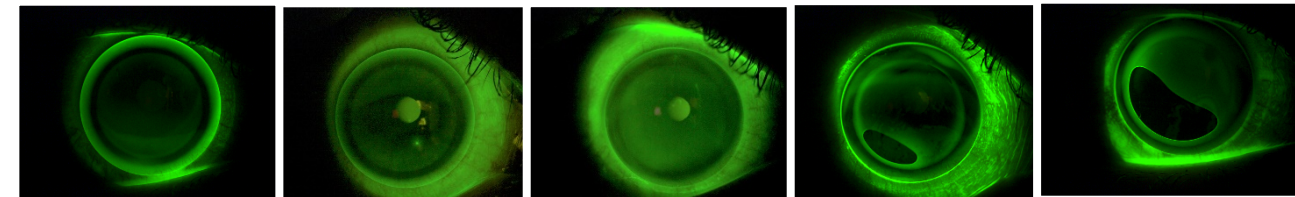
2 Steep

Rose K2 IC

Blanchard

~40  $\mu$ m

Dia. 11.20



2 Flat

1 Flat

Standard

1 Steep

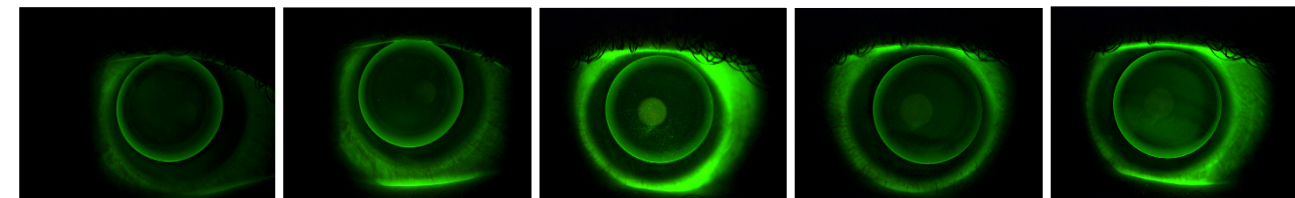
2 Steep

Tru-Kone

TruForm

Varies with BC

Dia. 8.70



2 Flat

1 Flat

Standard

1 Steep

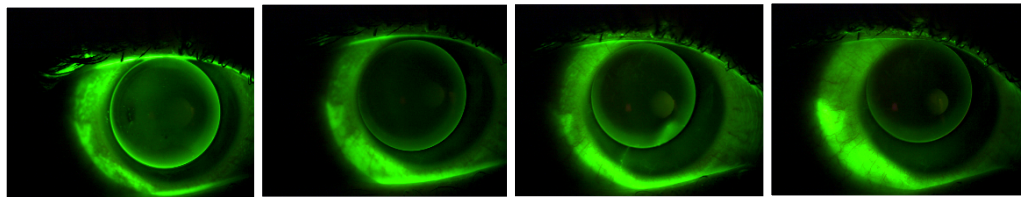
2 Steep

ComfortKone

Metro Optics

Varies with BC

Dia. 7.63



A5

A10

A20

A25