

St. Louis Mercantile Library

AT THE UNIVERSITY OF MISSOURI - ST. LOUIS



REPORT ON MERCANTILE LIBRARY FUNDS

For the Fiscal Years Ended June 30, 2012, 2011, and 2010

September 14, 2012

ST. LOUIS MERCANTILE LIBRARY

at the University of Missouri-St. Louis
For the Fiscal Years Ended June 30, 2012, 2011, and 2010

Table of Contents

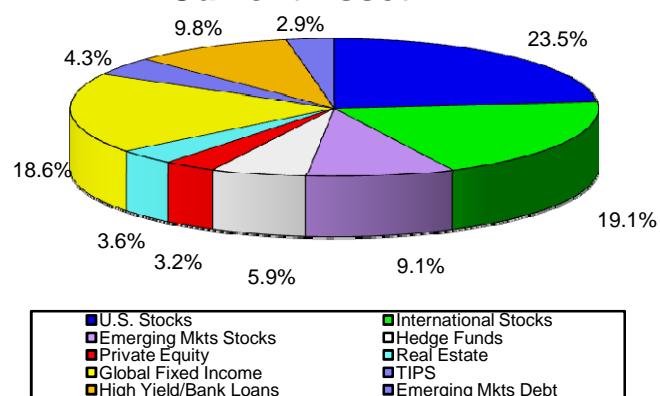
DESCRIPTION	PAGE
Investment Performance and Portfolio Asset Mix for University of Missouri System's Balanced Pool:	
• Through June 30, 2010	1
• Through June 30, 2011	2
• Through June 30, 2012	3
Charts of Fund Balances & Revenues and Expenditures by Type and Library	4 - 8
Consolidated Statement of Revenues, Expenditures and Changes in Fund Balance	9
Summary of Fund Balances	10 - 12
Notes to the Financial Statements	13 - 14
Consolidating Statement of Revenues, Expenditures and Changes in Fund Balance:	
• Endowed, Trust and Association Funds for Fiscal Year Ended June 30, 2010	15
• Expendable Funds for Fiscal Year Ended June 30, 2010	16
• Endowed, Trust and Association Funds for Fiscal Year Ended June 30, 2011	17
• Expendable Funds for Fiscal Year Ended June 30, 2011	18
• Endowed, Trust and Association Funds for Fiscal Year Ended June 30, 2012	19
• Expendable Funds for Fiscal Year Ended June 30, 2012	20
Consolidating Balance Sheet	
• June 30, 2010	21
• June 30, 2011	22
• June 30, 2012	23

UNIVERSITY OF MISSOURI BALANCED POOL

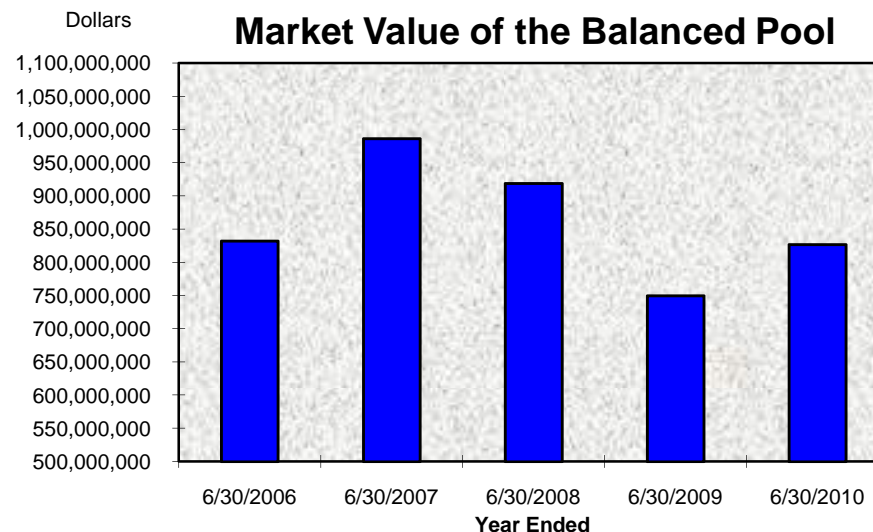
As of June 30, 2010 the market value of endowments in the Balanced Pool was \$826 million. The objective of the pool is to provide income for expenditure while preserving the purchasing power of the endowment principal. In order to meet this objective, the fund distributes about 5 percent annually of a trailing 12-quarter average of the endowment's market value. The actual amount available to distribute in any given year will not exceed 106% of the prior year's distribution, or be less than 96% of the prior year's distribution.

The fund is invested for long-term growth, with broadly diversified investments to reduce risk. The fund employs a total return approach, with an emphasis on equities. The pool is invested in U.S. and international equities, as well as emerging markets equities. The pool has investments in fixed income, both U.S. and international, including a dedicated allocation to TIPS (Treasury Inflation-Protected Securities). In addition to the above, the pool also has small allocations to hedge funds, real estate, and private equity investments to further diversify the investment portfolio. The current asset mix of the pool is shown below.

Current Asset Mix



Market Value of the Balanced Pool



Historical Total Returns (Annualized)

For Periods Ended June 30, 2010

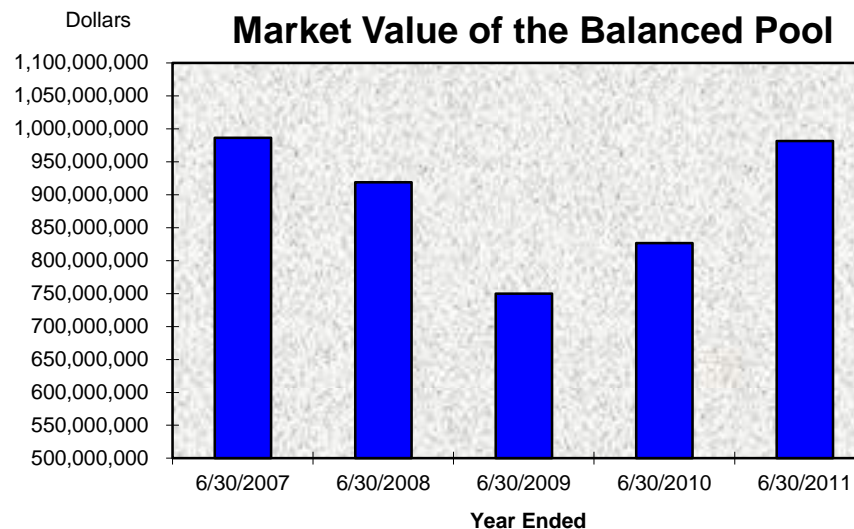
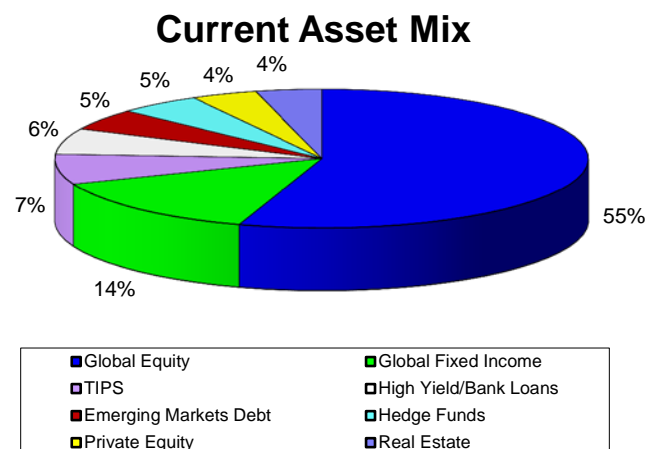
(Returns are shown net of investment managers' fees)

	Univ of Mo Total Return	Univ of Mo Benchmark	S&P 500	Barclays Global (Bonds)	CPI
One year	11.4%	11.1%	14.4%	5.0%	1.1%
Three years	(4.4)	(4.5)	(9.8)	6.8	1.5
Five years	3.0	3.1	(0.8)	5.0	2.3
Ten years	2.8	2.7	(1.6)	6.4	2.4

UNIVERSITY OF MISSOURI BALANCED POOL

As of June 30, 2011 the market value of endowments in the Balanced Pool was \$981 million. The objective of the pool is to provide income for expenditure while preserving the purchasing power of the endowment principal. In order to meet this objective, the fund distributes about 5 percent annually of a trailing 12-quarter average of the endowment's market value. The actual amount available to distribute in any given year will not exceed 106% of the prior year's distribution, or be less than 96% of the prior year's distribution.

The fund is invested for long-term growth, with broadly diversified investments to reduce risk. The fund employs a total return approach, with an emphasis on equities. The pool is invested in U.S. and international equities, as well as emerging markets equities. The pool has investments in fixed income, both U.S. and international, including a dedicated allocation to TIPS (Treasury Inflation-Protected Securities). In addition to the above, the pool also has small allocations to hedge funds, real estate, and private equity investments to further diversify the investment portfolio. The current asset mix of the pool is shown below.



Historical Total Returns (Annualized)

For Periods Ended June 30, 2011

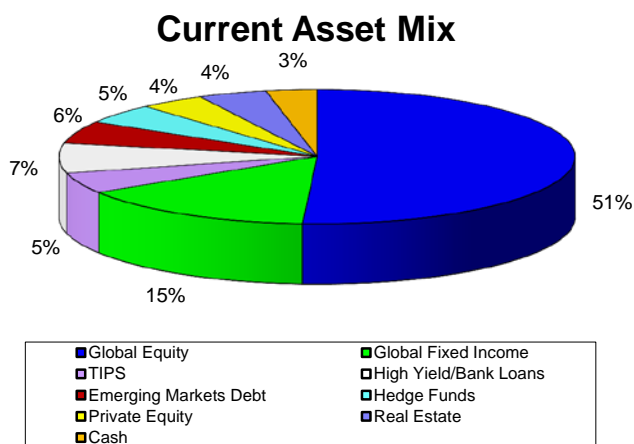
(Returns are shown net of investment managers' fees)

	Univ of Mo Total Return	Univ of Mo Benchmark	S&P 500	Barclays Global (Bonds)	CPI
1-year	21.5%	22.3%	30.7%	10.5%	3.6%
3-years	3.8	3.4	3.3	6.0	1.0
5-years	4.6	4.8	2.9	7.1	2.2
10-years	5.8	6.0	2.7	7.4	2.4
20-years	8.5	8.4	8.7	7.1	2.6
30-years	10.2	N/A	11.0	N/A	3.1

UNIVERSITY OF MISSOURI BALANCED POOL

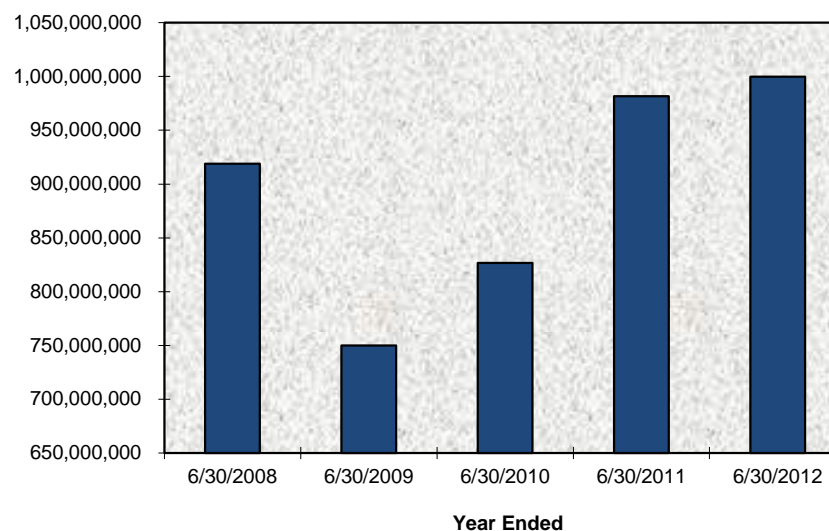
As of June 30, 2012 the market value of endowments in the Balanced Pool was \$999 million. The objective of the pool is to provide income for expenditure while preserving the purchasing power of the endowment principal. In order to meet this objective, the fund distributes about 5 percent annually of a trailing 12-quarter average of the endowment's market value. The actual amount available to distribute in any given year will not exceed 106% of the prior year's distribution, or be less than 96% of the prior year's distribution.

The fund is invested for long-term growth, with broadly diversified investments to reduce risk. The fund employs a total return approach, with an emphasis on equities. The pool is invested in U.S. and international equities, as well as emerging markets equities. The pool has investments in fixed income, both U.S. and international, including a dedicated allocation to TIPS (Treasury Inflation-Protected Securities). In addition to the above, the pool also has small allocations to hedge funds, real estate, and private equity investments to further diversify the investment portfolio. The current asset mix of the pool is shown below.



Dollars

Market Value of Endowments in the Balanced Pool



Historical Total Returns (Annualized)
For Periods Ended June 30, 2012

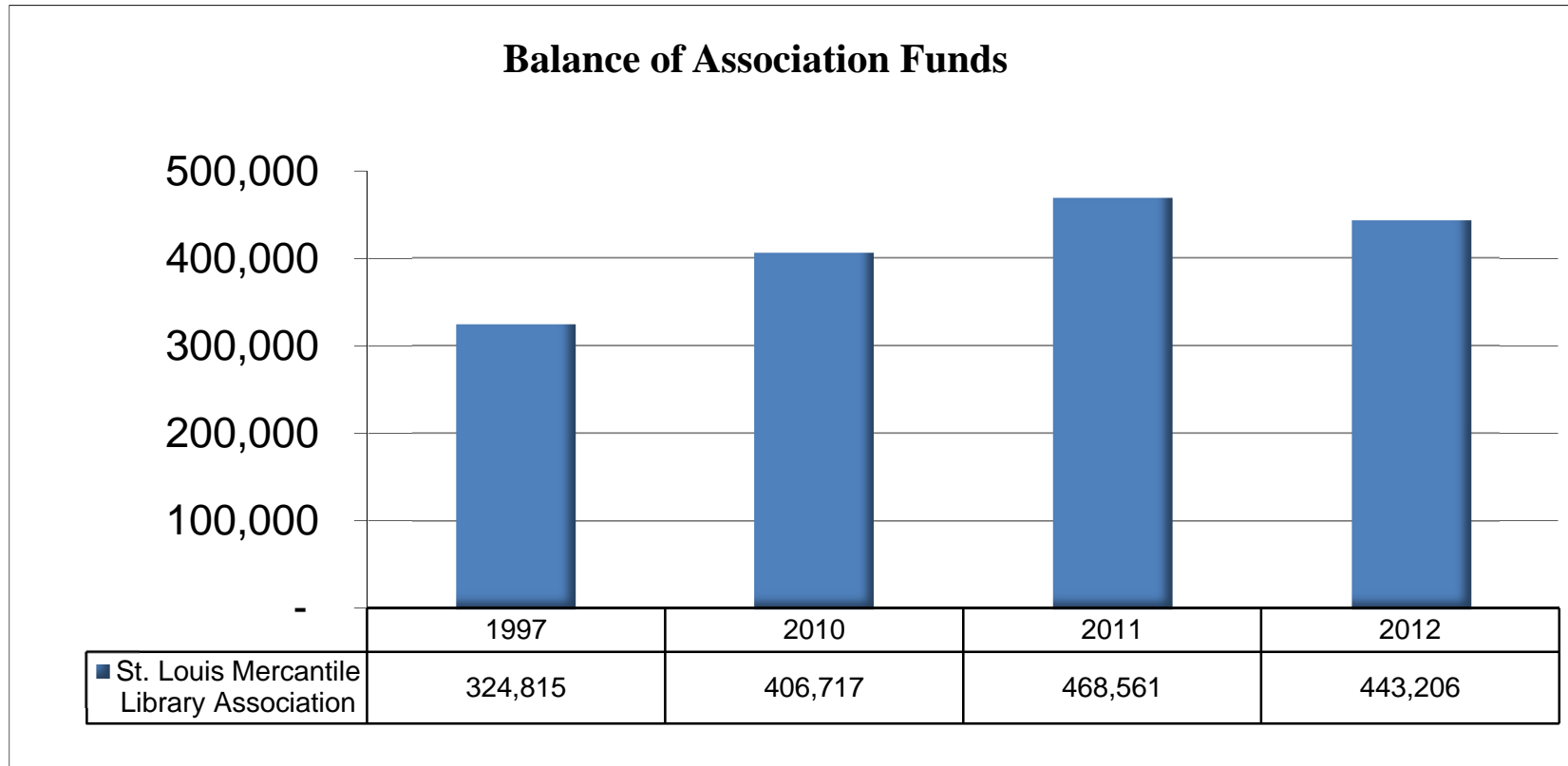
(Returns are shown net of investment managers' fees)

	Univ of Mo Total Return	Univ of Mo Benchmark	MSCI World (Eqys)	Barclays Global (Bonds)	CPI
1-year	-0.9%	0.5%	-4.4%	2.7%	1.7%
3-years	10.3	10.9	11.6	6.0	2.1
5-years	1.1	1.2	-2.4	6.7	2.0
10-years	6.4	6.8	5.7	6.5	2.5

ST. LOUIS MERCANTILE LIBRARY

at the University of Missouri-St. Louis

As of April 1, 1997 and June 30, 2010, 2011 and 2012



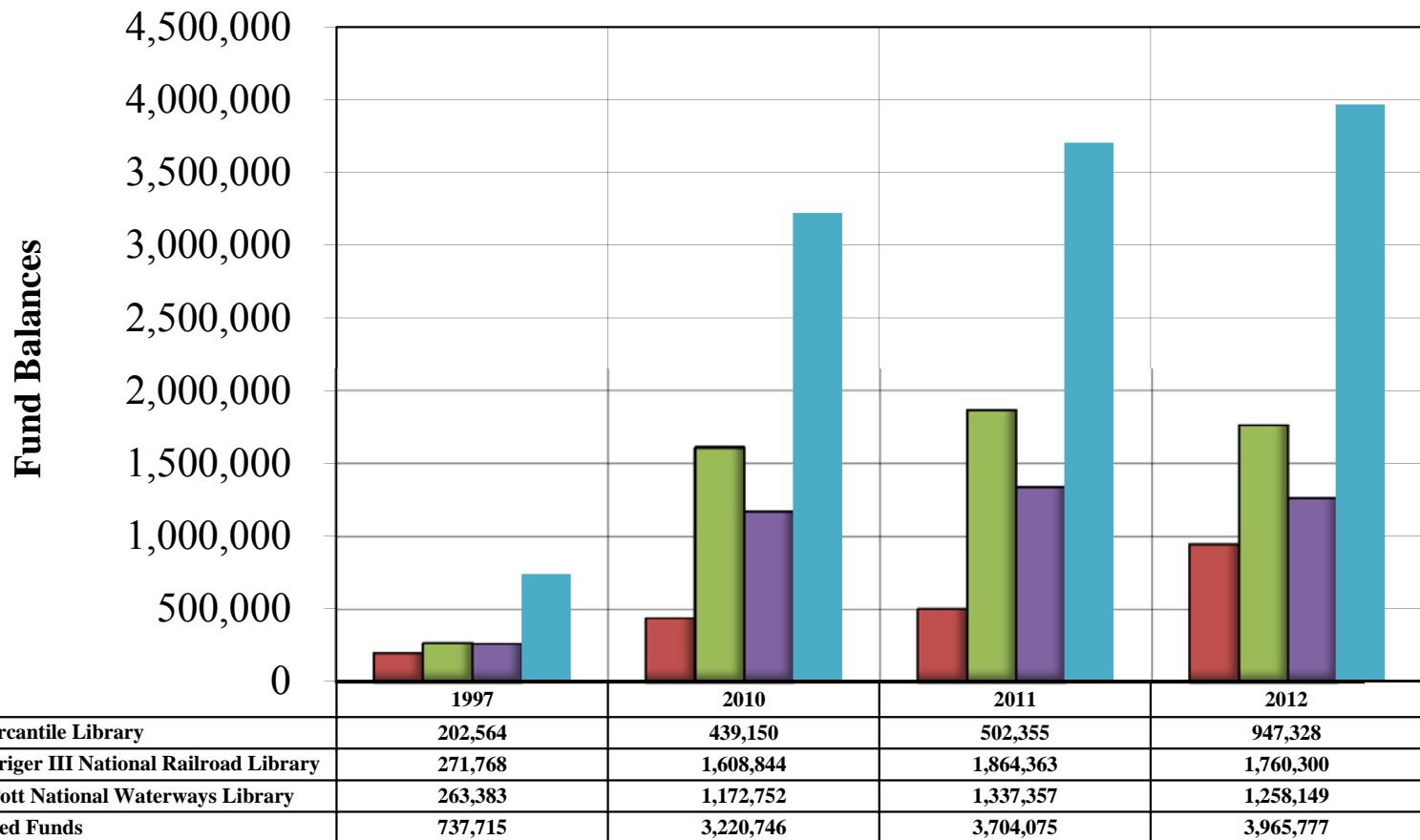
See Notes to Financial Statements

ST. LOUIS MERCANTILE LIBRARY

at the University of Missouri-St. Louis

As of April 1, 1997 and June 30, 2010, 2011 and 2012

Endowed Gift Funds



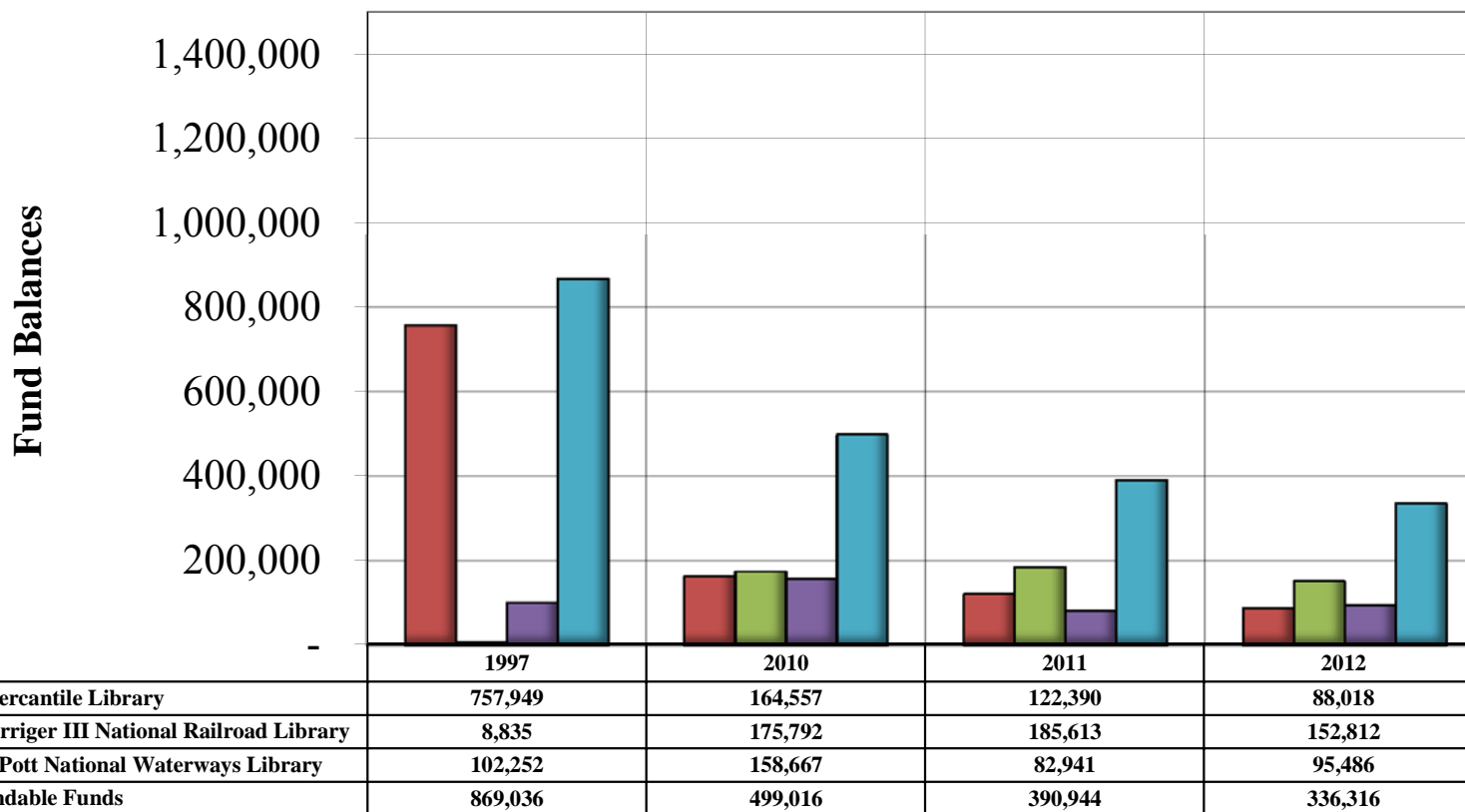
Excludes Operating, Expendable Gift and Grant Funds Related to Library

ST. LOUIS MERCANTILE LIBRARY

at the University of Missouri-St. Louis

As of April 1, 1997 and June 30, 2010, 2011 and 2012

Expendable Gift Funds

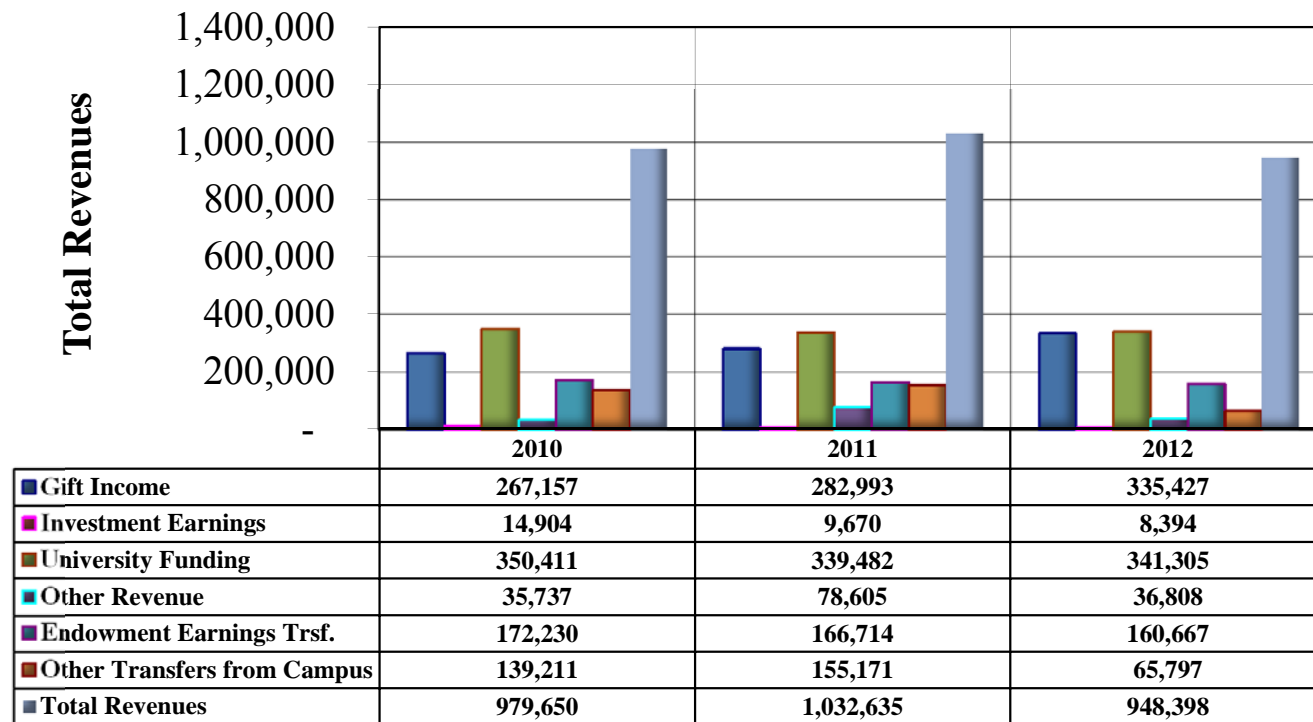


Excludes Operating, Endowed Gift and Grant Funds Related to Library

ST. LOUIS MERCANTILE LIBRARY

at the University of Missouri-St. Louis
For the Fiscal Years Ended June 30,

Revenues - Operating and Expendable Gift Funds



Excludes gifts-in-kind

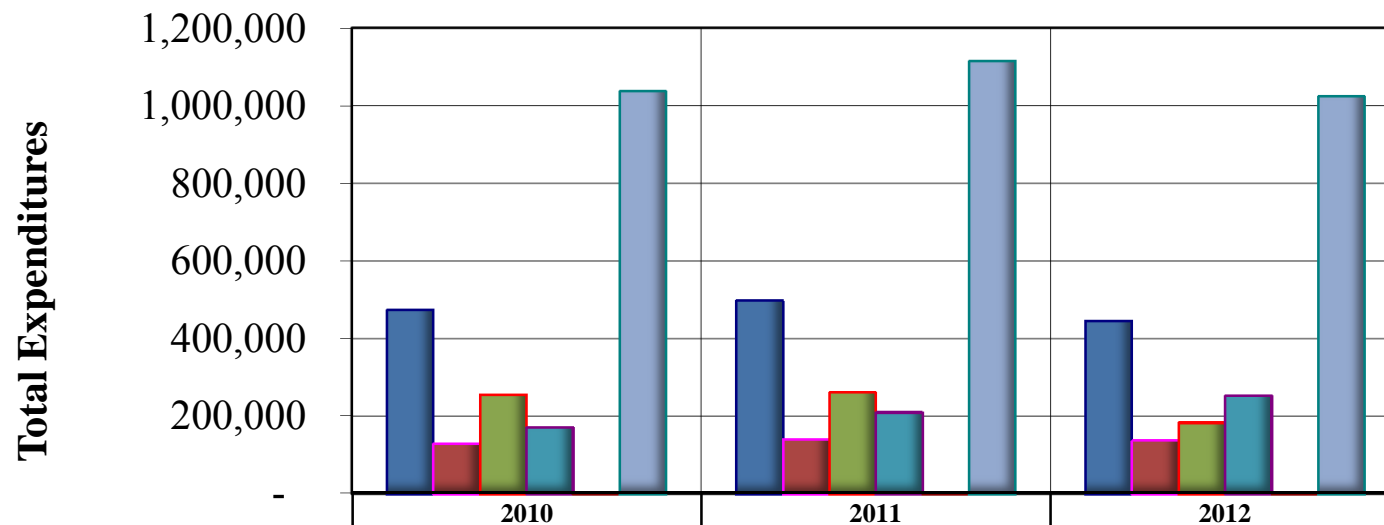
See Notes to Financial Statements

ST. LOUIS MERCANTILE LIBRARY

at the University of Missouri-St. Louis

For the Fiscal Years Ended June 30,

Expenditures - Operating and Expendable Gift Funds



	2010	2011	2012
Salaries & Wages	474,635	498,887	446,708
Staff Benefits	130,216	142,306	138,047
Operating Exp. & Scholarships	257,779	262,596	184,538
Library Acquisitions	172,647	211,092	254,683
Bldg. Improv. & Equip.	2,604	453	965
Total Expenditures	1,037,881	1,115,334	1,024,941

Excludes gifts-in-kind

See Notes to Financial Statements

ST. LOUIS MERCANTILE LIBRARY
 at the University of Missouri-St. Louis
 Consolidated Statement of Revenues, Expenditures and Changes in Fund Balance
 Expendable and Operating Funds Related to Library
 For the Fiscal Years Ended June 30,

	<u>2010</u>	<u>2011</u>	<u>2012</u>
Gift Income *	267,157	282,993	335,427
Investment Earnings	14,904	9,670	8,394
University Funding	350,411	339,482	341,305
Other Revenue	35,737	78,605	36,808
TOTAL REVENUES	668,209	710,750	721,934
Salaries & Wages	474,635	498,887	446,708
Staff Benefits	130,216	142,306	138,047
Operating Expenses	257,779	262,596	184,538
Scholarships and Fellowships	-	-	-
Library Acquisitions *	172,647	211,092	254,683
Building Improvements & Equipment	2,604	453	965
TOTAL EXPENDITURES	1,037,881	1,115,334	1,024,941
EXCESS (DEFICIENCY) OF REVENUES OVER EXPENDITURES	(369,672)	(404,584)	(303,007)
Transfer from Endowment Earnings - Distribution to Expendable Funds	172,230	166,714	160,667
Other Transfers from the University	139,211	155,171	65,797
Fund Balance, Beginning	576,144	517,913	435,214
Fund Balance, End	517,913	435,214	358,671

* Excludes gifts-in-kind, see Note 4, page 13
 See Notes to Financial Statements

ST. LOUIS MERCANTILE LIBRARY

at the University of Missouri-St. Louis

Summary of Fund Balances

As of the Date Indicated

	April 1, 1997	2010	June 30, 2011	2012
<u>University Operations</u>				
Mercantile Library General Operating	-	9,605	1,970	2,016
Mercantile Library Academic Programs	-	8,515	1,019	18,227
Mercantile Library Misc. Activities	-	777	41,281	2,112
Total	-	18,897	44,270	22,355
<u>Endowed Funds</u>				
<u>St. Louis Mercantile Library</u>				
Benton Roblee Duhme Book	14,117	17,211	19,627	18,396
Allen P. and Josephine B. Green Foundation Rare Book	19,904	24,149	27,539	25,812
Evelyn and Eric Newman Book	35,998	43,670	49,800	46,677
Paul Kelter Weil Travel Book	11,476	13,924	16,047	15,178
Western Americana	121,069	147,287	167,964	157,441
Ruth A. Bryant Banking History	-	28,432	32,423	30,390
Donald Cresswell Map & Print	-	1,997	2,427	2,401
Elizabeth Dunlap Book	-	16,810	19,170	17,968
Macy Co Academic Program Collection	-	24,051	27,426	25,706
Shopmaker Political Collection	-	85,580	97,592	91,471
Mercantile Library History Scholarship Match	-	36,039	42,340	40,888
Mercantile Library Curator of Art	-	-	-	475,000
Total	202,564	439,150	502,355	947,328
<u>John W. Barriger III National Railroad Library</u>				
Elizabeth T. Barriger Book	70,499	99,878	113,897	106,754
John W. Barriger III	201,269	333,805	380,660	356,788
John W. Barriger IV	-	13,590	22,036	21,798
AAR Scholarship	-	10,793	12,308	11,536
UP Foundation Acquisition	-	50,507	67,707	64,511
CN Endowed Acquisitions	-	21,174	24,146	22,632
Robert McKnight Curatorship	-	1,079,097	1,243,609	1,176,281
Total	271,768	1,608,844	1,864,363	1,760,300
<u>Herman T. Pott National Inland Waterways Library</u>				
Ruth Ferris Endowment	230,211	467,016	532,561	499,159
Herman T. Pott National Inland Waterways Library	13,438	17,299	19,727	18,489
Captain Donald T. Wright Award for Maritime Transportation	19,734	23,942	27,303	25,590
James V. Swift for Pott Library	-	641,584	731,640	690,423
Mercantile Preservation Conservation	-	22,911	26,126	24,488
Total	263,383	1,172,752	1,337,357	1,258,149
Total - All Endowed Funds	737,715	3,220,746	3,704,075	3,965,777

See Notes to Financial Statements

ST. LOUIS MERCANTILE LIBRARY

at the University of Missouri-St. Louis

Summary of Fund Balances

As of the Date Indicated

	April 1, 1997	June 30, 2010	2011	2012
<u>Expendable Funds</u>				
<u>St. Louis Mercantile Library</u>				
Benton Roblee Duhme Book	-	692	29	299
Allen P. and Josephine B. Green Foundation Rare Book	-	26	557	194
Evelyn and Eric Newman Book	-	6	276	12
Paul Kelter Weil Travel Book	-	2,036	2,005	-
Western Americana	-	5,414	462	5
Ruth A. Bryant Banking History	-	2,679	4,240	966
Elizabeth Dunlap Book	-	1,317	206	204
Macy Co Academic Program Collection	-	4,592	4,787	1,014
St. Louis Globe-Democrat Preservation	8,688	-	-	-
TRF Foundation Scholarship in Transportation Studies	-	1,514	1,545	1,576
John A Hecker Memorial Fund	-	19,509	16,323	16,653
Mercantile Library General Campaign for Excellence & Growth	-	-	-	-
Robert McKnight Book Fund	-	1,423	1,452	1,481
E. Desmond Lee/Mercantile Library Fund	-	1,041	1,062	1,083
Dunlap Book Conservation	-	310	-	-
Memberships in St. Louis Mercantile Library Association	-	9,536	10,232	10,109
St. Louis Mercantile Library at UMSL General	749,261	4,740	31,743	38,937
Mercantile Library History Scholarship	-	7,235	9,251	11,294
Mercantile Special Events	-	9,550	6,629	6
Shopmaker Political Collection	-	3,052	6,354	4,185
Art Curator Support	-	89,885	25,237	-
Total	757,949	164,557	122,390	88,018
<u>John W. Barriger III National Railroad Library</u>				
Elizabeth T. Barriger Book	-	3,494	148	5,231
John W. Barriger III Library	-	32,228	35,767	26,470
AAR Scholarship	-	4,410	5,070	5,722
UP Foundation Acquisition	-	10,549	5,442	9,555
CN Endowed Acquisitions	-	6,874	8,135	86
Robert McKnight Endowed Curator Barriger Library	-	897	2,650	155
Barriger Photo Negative Project (CLOSED FUND)	882	-	-	-
Barriger Oral History Project	7,953	14,120	14,405	14,696
Barriger Campaign for Excel. & Growth	-	79,335	91,811	81,088
The West the Railroads Made	-	14,460	12,570	-
Robert McKnight Manuscript Fund	-	9,425	9,615	9,809
Total	8,835	175,792	185,613	152,812

See Notes to Financial Statements

ST. LOUIS MERCANTILE LIBRARY

at the University of Missouri-St. Louis

Summary of Fund Balances

As of the Date Indicated

	April 1, 1997	June 30, 2010	2011	2012
<u>Expendable Funds</u>				
<u>St. Louis Mercantile Library</u>				
Benton Roblee Duhme Book	-	692	29	299
Allen P. and Josephine B. Green Foundation Rare Book	-	26	557	194
Evelyn and Eric Newman Book	-	6	276	12
Paul Kelter Weil Travel Book	-	2,036	2,005	-
Western Americana	-	5,414	462	5
Ruth A. Bryant Banking History	-	2,679	4,240	966
Elizabeth Dunlap Book	-	1,317	206	204
Macy Co Academic Program Collection	-	4,592	4,787	1,014
St. Louis Globe-Democrat Preservation	8,688	-	-	-
TRF Foundation Scholarship in Transportation Studies	-	1,514	1,545	1,576
John A Hecker Memorial Fund	-	19,509	16,323	16,653
Mercantile Library General Campaign for Excellence & Growth	-	-	-	-
Robert McKnight Book Fund	-	1,423	1,452	1,481
E. Desmond Lee/Mercantile Library Fund	-	1,041	1,062	1,083
Dunlap Book Conservation	-	310	-	-
Memberships in St. Louis Mercantile Library Association	-	9,536	10,232	10,109
St. Louis Mercantile Library at UMSL General	749,261	4,740	31,743	38,937
Mercantile Library History Scholarship	-	7,235	9,251	11,294
Mercantile Special Events	-	9,550	6,629	6
Shopmaker Political Collection	-	3,052	6,354	4,185
Art Curator Support	-	89,885	25,237	-
Total	757,949	164,557	122,390	88,018
<u>John W. Barriger III National Railroad Library</u>				
Elizabeth T. Barriger Book	-	3,494	148	5,231
John W. Barriger III Library	-	32,228	35,767	26,470
AAR Scholarship	-	4,410	5,070	5,722
UP Foundation Acquisition	-	10,549	5,442	9,555
CN Endowed Acquisitions	-	6,874	8,135	86
Robert McKnight Endowed Curator Barriger Library	-	897	2,650	155
Barriger Photo Negative Project (CLOSED FUND)	882	-	-	-
Barriger Oral History Project	7,953	14,120	14,405	14,696
Barriger Campaign for Excel. & Growth	-	79,335	91,811	81,088
The West the Railroads Made	-	14,460	12,570	-
Robert McKnight Manuscript Fund	-	9,425	9,615	9,809
Total	8,835	175,792	185,613	152,812

See Notes to Financial Statements

ST. LOUIS MERCANTILE LIBRARY

at the University of Missouri-St. Louis

Summary of Fund Balances

As of the Date Indicated

	April 1, 1997	2010	June 30, 2011	2012
<u>Expendable Funds (Continued)</u>				
<u>Herman T. Pott National Inland Waterways Library</u>				
Ruth Ferris Endowment	-	1,626	105	4,736
Herman T. Pott National Inland Waterways Library	-	117,783	71,366	76,393
Captain Donald T. Wright Award for Maritime Transportation	-	8,208	7,130	8,492
James V. Swift for Pott Library	-	6,663	255	5,655
Herman T. Pott Foundation General Restricted	87,517	-	-	-
Herman T. Pott Foundation Construction	14,735	4,527	-	-
Pott Campaign for Excel. & Growth (Transition '97-'01)	-	-	-	-
James Swift Book Acquisition	-	15,437	285	-
Mercantile Preservation Conservation	-	4,423	3,800	210
Total	102,252	158,667	82,941	95,486
Total - All Expendable Funds	869,036	499,016	390,944	336,316

<u>Funds Not Available for Library Operations</u>				
St. Louis Mercantile Library Association	324,815	406,717	468,561	443,206
<u>Unitrust</u>				
Robert McKnight Trust - Barriger Library Unitrust	-	1,388,175	1,525,944	1,441,402
Anne Desloge Bates Charitable Remainder Annuity Trust	-	18,389	-	-
<u>Mercantile Library Building Funds</u>	-	175,000	293,750	293,845
<u>Endowed</u>				
John W. Barriger III Endowed Professorship	550,000	723,867	825,473	773,705
St. Louis Mercantile Library Endowed Professorship	550,000	723,867	825,473	773,705
<u>Expendable</u>				
John W. Barriger Endowed Professorship	-	90	7	17
St. Louis Mercantile Library Endowed Professorship	-	68	42	56

Note: Summary of Fund Balances excludes grant funds.

See Notes to Financial Statements

ST. LOUIS MERCANTILE LIBRARY
at the University of Missouri - St. Louis
NOTES TO THE FINANCIAL STATEMENTS
For the Fiscal Years Ended June 30, 2012, 2011, and 2010

1. Organization of Library

The St. Louis Mercantile Library ("The Mercantile") is the oldest library west of the Mississippi River. It is a research library which concentrates on Western Expansion and the history, development, and growth of the St. Louis region and of the American rail and river transportation. Within The Mercantile are housed three separate historical collections, the St. Louis Mercantile Library, the John W. Barriger III National Railroad Library and the Herman T. Pott National Inland Waterways Library. Both expendable and endowed gift funds are dedicated to the operation of the respective collections. The University of Missouri-St. Louis ("University") is responsible for the management of The Mercantile and its historical collections. The University uses a combination of direct financial and staff support as well as other campus resources so that The Mercantile will continue to be one of the premier historical libraries in the United States of America.

2. Basis for Reporting

The Mercantile and University's fiscal year both end on June 30. These financial statements are not presented in accordance with generally accepted accounting principles and are intended solely for use by the St. Louis Mercantile Library Board of Direction. The University does not guarantee or certify as to the fairness of the presentation of these financial statements and does reserve the right to revise them at any time for any reason.

3. Investments

Endowed funds are invested in the University of Missouri Endowment Pool (formerly called the Balanced Pool). Investments are stated at fair market value. Investment earnings include net unrealized gains or losses on investments.

4. Gifts in Kind

The Mercantile has long been a recipient of gifts of books, art work, historical artifacts and other miscellaneous objects related to the themes of its collections. These gifts are recorded at the valuation given by the donor at the time of the donation. In many instances an appraisal is obtained by the donor or the St. Louis Mercantile Library in order to establish the fair market value for both tax and collection purposes. The following table reflects the donations over the period covered by this financial report recorded in the gifts in kind account for each respective library:

	For the Fiscal Year Ended June 30,		
	2010	2011	2012
St. Louis Mercantile Library	113,866	282,170	66,238
John W. Barriger III National Railroad Library	15,725	11,900	5,713
Herman T. Pott National Waterways Library	26,146	7,275	100
Total	155,737	301,345	72,051

5. St. Louis Mercantile Library Association

The St. Louis Mercantile Library Association retained \$324,815 as of April 1, 1997, when it affiliated. These funds are invested in the University of Missouri Endowment Pool and the earnings are tax-free as the Association has maintained its tax-exempt 501(c)(3) status under the Internal Revenue Code. The University does not assess any fees for managing these investments in compliance with the Affiliation Agreement. From time-to-time the Association's Board of Direction has distributed a portion of the investment earnings to benefit various projects of the Mercantile as well as the funds necessary to pay for the preparation of its annual Form 990 that must be filed for Federal tax purposes. Copies of the Form 990 are located on the website of the Mercantile: <http://www.umsi.edu/mercantile/About%20the%20Library/tax-information.html>

ST. LOUIS MERCANTILE LIBRARY
at the University of Missouri - St. Louis
NOTES TO THE FINANCIAL STATEMENTS
For the Fiscal Years Ended June 30, 2012, 2011, and 2010

6. *Funds Restricted to Special Activities*

Funds currently in existence but restricted from direct operational support of the Mercantile are as follows:

- a. At the time of the affiliation, both the Mercantile and Barriger Libraries endowed professorships were funded in the amount of \$550,000 each. The annual endowment earnings are matched by the State of Missouri. The Barriger endowed professor is also the head of the Center for Transportation Studies that promotes the study of and research in the areas of logistics and transportation. The Mercantile endowed professorship focuses on research and teaching in American Cultural Studies and especially in westward expansion.
- b. On April 20, 1998, Robert McKnight established a unitrust for the long-term benefit of the Barriger Library. When the terms of trust are satisfied, the remainder has been designated for use by the John W. Barriger III National Railroad Library.
- c. On November 11, 1998 the Anne Desloge Bates Charitable Remainder Trust was created. Mrs. Bates passed away on December 6, 2010. The remainder balance of \$20,546 was distributed to the St. Louis Mercantile Library at UMSL General Fund as prescribed by the terms of the trust.

7. *University Support*

The University agreed, at the time of the Mercantile's affiliation, to provide at least \$600,000 in annual support.

- a. One half of this amount, or \$300,000, would be indirect support pertaining to occupancy costs associated with the building space occupied by the Mercantile as well as administrative and development support to the Mercantile staff. No portion of this indirect support is included in these statements.
- b. The second \$300,000 in support would be direct funding to the Mercantile to assist in paying for the salary and employee benefits of its staff members, supplies, printing, and other overhead expenditures that the Mercantile incurs annually. The direct support is reported as "University Funding" in the revenue section of these financial statements.

8. *Rounding of Dollar Amounts*

Small rounding differences may occur as amounts are rounded to the nearest whole dollar.

ST. LOUIS MERCANTILE LIBRARY

at the University of Missouri - St. Louis

Consolidating Statement of Revenues, Expenditures and Changes in Fund Balance
For The Fiscal Year Ended June 30, 2010

Endowed, Trust and Association Funds	Endowed Funds Related to Library			Funds Not Available for Library Use					This Total is FYI Only
	St. Louis Mercantile Library	John W. Barriger III National Railroad Library	Herman T. Pott National Waterways Library	St. Louis Mercantile Library Endowed Professorship	John W. Barriger III Endowed Professorship	Robert McKnight Unitrust	Anne Desloge Bates Charitable Annuity Trust	St. Louis Mercantile Library Association	
Revenues:									
Gifts	1,800	5,351	-	-	-	-	-	-	7,151
Endowment Earnings	9,866	36,174	26,402	16,296	16,296	27,981	386	9,152	142,553
Investment Earnings	35,286	129,252	94,683	58,441	58,441	96,424	1,360	33,172	507,059
Transfers	-	-	-	-	-	-	-	-	-
Total Revenues	46,952	170,777	121,085	74,737	74,737	124,405	1,746	42,324	656,763
Transfer from Endowment Earnings -									
Distribution to Expendable	(22,832)	(86,101)	(63,297)	(39,069)	(39,069)	-	-	-	(250,368)
Transfer to St. Louis Mercantile Library	-	-	-	-	-	-	-	(20,000)	(20,000)
Professional Fees - Tax Return Preparation	-	-	-	-	-	-	-	(2,200)	(2,200)
Payments to Beneficiaries	-	-	-	-	-	(65,428)	(1,250)	-	(66,678)
Fund Balance, Beginning	415,030	1,524,168	1,114,964	688,199	688,199	1,279,198	17,893	386,593	6,114,244
Fund Balance, End	439,150	1,608,844	1,172,752	723,867	723,867	1,338,175	18,389	406,717	6,431,761

See Notes to Financial Statements

ST. LOUIS MERCANTILE LIBRARY

at the University of Missouri - St. Louis

Consolidating Statement of Revenues, Expenditures and Changes in Fund Balance
For The Fiscal Year Ended June 30, 2010

Expendable Funds	Expendable Funds Related to Library			Operating Funds	Building Funds	Funds Not Available for Library Use		This Total is FYI Only
	St. Louis Mercantile Library	John W. Barriger III National Railroad Library	Herman T. Pott National Waterways Library	University of Missouri-St. Louis	Mercantile Library Building Funds	St. Louis Mercantile Library Endowed Professorship	John W. Barriger III Endowed Professorship	
Revenues:								
Gifts	245,967	65,781	111,146	-	175,000	-	-	597,894
Investment Earnings	5,213	5,158	4,533	-	-	641	721	16,266
University Funding	-	-	-	350,411	-	-	-	350,411
Grant Funding	-	-	-	-	-	-	-	-
Other Revenue	4,298	3,199	-	28,240	-	-	-	35,737
Total Revenue	255,478	74,138	115,679	378,651	175,000	641	721	1,000,308
Expenditures:								
Salaries	(62,184)	(46,118)	(54,731)	(311,602)	-	(43,881)	(43,881)	(562,397)
Employee Benefits	(17,733)	(13,230)	(15,605)	(83,648)	-	(12,366)	(12,366)	(154,948)
Operating Expenses	(83,944)	(52,282)	(30,211)	(91,342)	-	(22,812)	(22,867)	(303,458)
Scholarships	-	-	-	-	-	-	-	-
Library Acquisitions	(189,288)	(21,955)	(98,361)	(18,780)	-	-	-	(328,384)
Building Improvements & Equipment	(38)	(2,373)	-	(193)	-	-	-	(2,604)
Total Expenditures	(353,187)	(135,958)	(198,908)	(505,565)	-	(79,059)	(79,114)	(1,351,791)
NET INCOME	(97,709)	(61,820)	(83,229)	(126,914)	175,000	(78,418)	(78,393)	(351,483)
Transfer from Endowment Earnings -								
Distribution to Expendable	22,832	86,101	63,297	-	-	39,069	39,069	250,368
State Match for Endowed Professorship	-	-	-	-	-	39,394	39,394	78,788
Other Transfers	-	-	-	139,211	-	-	-	139,211
Fund Balance, Beginning	239,434	151,511	178,599	6,600	-	23	20	576,187
Fund Balance, End	164,557	175,792	158,667	18,897	175,000	68	90	693,071

See Notes to Financial Statements

ST. LOUIS MERCANTILE LIBRARY

at the University of Missouri - St. Louis

Consolidating Statement of Revenues, Expenditures and Changes in Fund Balance
For The Fiscal Year Ended June 30, 2011

Endowed, Trust and Association Funds	Endowed Funds Related to Library			Funds Not Available for Library Use					This Total is FYI Only
	St. Louis Mercantile Library	John W. Barriger III National Railroad Library	Herman T. Pott National Waterways Library	St. Louis Mercantile Library Endowed Professorship	John W. Barriger III Endowed Professorship	Robert McKnight Unitrust	Anne Desloge Bates Charitable Annuity Trust	St. Louis Mercantile Library Association	
Revenues:									
Gifts	1,140	14,532	-	-	-	-	-	-	15,672
Endowment Earnings	10,688	289,367	28,494	17,587	17,587	27,226	214	9,976	401,139
Investment Earnings	78,473	39,464	209,331	129,213	129,213	233,194	2,256	73,368	894,512
Transfers	-	-	-	-	-	-	-	-	-
Total Revenues	90,301	343,363	237,825	146,800	146,800	260,420	2,470	83,344	1,311,323
Transfer from Endowment Earnings -									
Distribution to Expendable	(22,700)	(82,998)	(61,016)	(37,661)	(37,661)	-	-	-	(242,036)
Endowment Management Fee	(4,396)	(4,846)	(12,204)	(7,533)	(7,533)	-	-	-	(36,512)
Transfer to St. Louis Mercantile Library	-	-	-	-	-	-	(20,546)	(19,900)	(40,446)
Professional Fees - Tax Return Preparation	-	-	-	-	-	-	-	(1,600)	(1,600)
Payments to Beneficiaries	-	-	-	-	-	(72,651)	(313)	-	(72,964)
Fund Balance, Beginning	439,150	1,608,844	1,172,752	723,867	723,867	1,338,175	18,389	406,717	6,431,761
Fund Balance, End	502,355	1,864,363	1,337,357	825,473	825,473	1,525,944	-	468,561	7,349,526

See Notes to Financial Statements

ST. LOUIS MERCANTILE LIBRARY

at the University of Missouri - St. Louis

Consolidating Statement of Revenues, Expenditures and Changes in Fund Balance
For The Fiscal Year Ended June 30, 2011

Expendable Funds	Expendable Funds Related to Library			Operating Funds	Building Funds	Funds Not Available for Library Use		This Total is FYI Only
	St. Louis Mercantile Library	John W. Barriger III National Railroad Library	Herman T. Pott National Waterways Library	University of Missouri-St. Louis	Mercantile Library Building Funds	St. Louis Mercantile Library Endowed Professorship	John W. Barriger III Endowed Professorship	
Revenues:								
Gifts	449,316	46,593	88,429	-	118,750	-	-	703,088
Investment Earnings	3,196	4,630	1,844	-	-	494	497	10,661
University Funding	-	-	-	339,482	-	-	-	339,482
Grant Funding	-	-	-	-	-	-	-	-
Other Revenue	3,960	2,204	-	72,441	-	-	-	78,605
Total Revenue	456,472	53,427	90,273	411,923	118,750	494	497	1,131,836
Expenditures:								
Salaries	(61,667)	(42,203)	(71,961)	(323,056)	-	(44,719)	(47,396)	(591,002)
Employee Benefits	(17,933)	(12,737)	(19,259)	(92,377)	-	(12,941)	(13,730)	(168,977)
Operating Expenses	(108,373)	(40,217)	(22,685)	(91,321)	-	(18,495)	(15,089)	(296,180)
Scholarships	-	-	-	-	-	-	-	-
Library Acquisitions	(353,459)	(31,447)	(113,110)	(14,421)	-	-	-	(512,437)
Building Improvements & Equipment	(453)	-	-	-	-	-	-	(453)
Total Expenditures	(541,885)	(126,604)	(227,015)	(521,175)	-	(76,155)	(76,215)	(1,569,049)
NET INCOME	(85,413)	(73,177)	(136,742)	(109,252)	118,750	(75,661)	(75,718)	(437,213)
Transfer from Endowment Earnings -								
Distribution to Expendable	22,700	82,998	61,016	-	-	37,661	37,661	242,036
State Match for Endowed Professorship	-	-	-	-	-	37,974	37,974	75,948
Other Transfers	20,546	-	-	134,625	-	-	-	155,171
Fund Balance, Beginning	164,557	175,792	158,667	18,897	175,000	68	90	693,071
Fund Balance, End	122,390	185,613	82,941	44,270	293,750	42	7	729,013

See Notes to Financial Statements

ST. LOUIS MERCANTILE LIBRARY

at the University of Missouri - St. Louis

Consolidating Statement of Revenues, Expenditures and Changes in Fund Balance
For The Fiscal Year Ended June 30, 2012

Endowed, Trust and Association Funds	Endowed Funds Related to Library			Funds Not Available for Library Use				This Total is FYI Only
	St. Louis Mercantile Library	John W. Barriger III National Railroad Library	Herman T. Pott National Waterways Library	St. Louis Mercantile Library Endowed Professorship	John W. Barriger III Endowed Professorship	Robert McKnight Unitrust	St. Louis Mercantile Library Association	
Revenues:								
Gifts	476,150	-	4,132	-	-	-	-	480,282
Endowment Earnings	9,113	34,004	24,225	14,953	14,953	34,334	8,565	140,147
Investment Earnings	(14,257)	(53,257)	(37,445)	(23,442)	(23,442)	(34,059)	(13,220)	(199,122)
Transfers	-	-	-	-	-	-	-	-
Total Revenues	471,006	(19,253)	(9,088)	(8,489)	(8,489)	275	(4,655)	421,307
Transfer from Endowment Earnings -								
Distribution to Expendable	(21,863)	(80,227)	(58,577)	(36,155)	(36,155)	-	-	(232,977)
Endowment Management Fee	(4,170)	(4,583)	(11,543)	(7,124)	(7,124)	(10,730)	-	(45,274)
Transfer to St. Louis Mercantile Library	-	-	-	-	-	-	(19,000)	(19,000)
Other Expenses	-	-	-	-	-	-	(100)	(100)
Professional Fees - Tax Return Preparation	-	-	-	-	-	-	(1,600)	(1,600)
Payments to Beneficiaries	-	-	-	-	-	(74,087)	-	(74,087)
Fund Balance, Beginning	502,355	1,864,363	1,337,357	825,473	825,473	1,525,944	468,561	7,349,526
Fund Balance, End	947,328	1,760,300	1,258,149	773,705	773,705	1,441,402	443,206	7,397,795

See Notes to Financial Statements

ST. LOUIS MERCANTILE LIBRARY

at the University of Missouri - St. Louis

Consolidating Statement of Revenues, Expenditures and Changes in Fund Balance
For The Fiscal Year Ended June 30, 2012

Expendable Funds	Expendable Funds Related to Library			Operating Funds	Building Funds	Funds Not Available for Library Use		This Total is FYI Only
	St. Louis Mercantile Library	John W. Barriger III National Railroad Library	Herman T. Pott National Waterways Library	University of Missouri-St. Louis	Mercantile Library Building Funds	St. Louis Mercantile Library Endowed Professorship	John W. Barriger III Endowed Professorship	
Revenues:								
Gifts	271,608	54,735	81,135	-	95	-	-	407,573
Investment Earnings	2,256	4,382	1,756	-	-	458	411	9,263
University Funding	-	-	-	341,305	-	-	-	341,305
Grant Funding	-	-	-	-	-	-	-	-
Other Revenue	80	288	-	36,440	-	-	-	36,808
Total Revenue	273,944	59,405	82,891	377,745	95	458	411	794,949
Expenditures:								
Salaries	(48,357)	(62,403)	(58,008)	(277,940)	-	(47,994)	(47,994)	(542,696)
Employee Benefits	(13,097)	(23,254)	(17,706)	(83,990)	-	(13,503)	(13,503)	(165,053)
Operating Expenses	(70,972)	(24,351)	(24,900)	(64,315)	-	(11,558)	(11,515)	(207,611)
Scholarships	-	-	-	-	-	-	-	-
Library Acquisitions	(197,461)	(62,425)	(28,309)	(38,539)	-	-	-	(326,734)
Building Improvements & Equipment	(292)	-	-	(673)	-	-	-	(965)
Total Expenditures	(330,179)	(172,433)	(128,923)	(465,457)	-	(73,055)	(73,012)	(1,243,059)
NET INCOME	(56,235)	(113,028)	(46,032)	(87,712)	95	(72,597)	(72,601)	(448,110)
Transfer from Endowment Earnings -								
Distribution to Expendable	21,863	80,227	58,577	-	-	36,155	36,155	232,977
State Match for Endowed Professorship	-	-	-	-	-	36,456	36,456	72,912
Other Transfers	-	-	-	65,797	-	-	-	65,797
Fund Balance, Beginning	122,390	185,613	82,941	44,270	293,750	42	7	729,013
Fund Balance, End	88,018	152,812	95,486	22,355	293,845	56	17	652,589

See Notes to Financial Statements

ST. LOUIS MERCANTILE LIBRARY

at the University of Missouri - St. Louis

Consolidating Balance Sheet

June 30, 2010

Endowed, Trust and Association Funds	Endowed Funds Related to Library			Funds Not Available for Library Use					This Total is FYI Only
	St. Louis Mercantile Library	John W. Barriger III National Railroad Library	Herman T. Pott National Waterways Library	St. Louis Mercantile Library Endowed Professorship	John W. Barriger III Endowed Professorship	Robert McKnight Unitrust	Anne Desloge Bates Charitable Annuity Trust	St. Louis Mercantile Library Association	
Assets:									
Cash and Short-term Funds	303	-	-	-	-	82,434	893	181	83,811
Investment-UM Balanced Pool	438,847	1,608,844	1,172,752	723,867	723,867	1,273,180	17,496	406,536	6,365,389
Total Assets	439,150	1,608,844	1,172,752	723,867	723,867	1,355,614	18,389	406,717	6,449,200
Liabilities and Fund Balance:									
Liabilities	-	-	-	-	-	17,439	-	-	17,439
Fund Balance-Endowed	439,150	1,608,844	1,172,752	723,867	723,867	1,338,175	18,389	406,717	6,431,761
Total Liabilities and Fund Balance	439,150	1,608,844	1,172,752	723,867	723,867	1,355,614	18,389	406,717	6,449,200

Expendable Funds	Expendable Funds Related to Library			Operating Funds	Building Funds	Funds Not Available for Library Use		This Total is FYI Only
	St. Louis Mercantile Library	John W. Barriger III National Railroad Library	Herman T. Pott National Waterways Library	University of Missouri-St. Louis	Mercantile Library Building Funds	St. Louis Mercantile Library Endowed Professorship	John W. Barriger III Endowed Professorship	
Assets:								
Cash and Short-term Funds	165,277	175,792	158,667	22,498	175,000	5,392	1,192	703,818
Investment-UM Balanced Pool	-	-	-	-	-	-	-	-
Total Assets	165,277	175,792	158,667	22,498	175,000	5,392	1,192	703,818
Liabilities and Fund Balance:								
Liabilities	719	-	-	3,601	-	5,324	1,102	10,746
Fund Balance-Expendable	164,557	175,792	158,667	18,897	175,000	68	90	693,071
Total Liabilities and Fund Balance	165,276	175,792	158,667	22,498	175,000	5,392	1,192	703,817

See Notes to Financial Statements

ST. LOUIS MERCANTILE LIBRARY

at the University of Missouri - St. Louis

Consolidating Balance Sheet

June 30, 2011

	Endowed Funds Related to Library			Funds Not Available for Library Use					This Total is FYI Only
	St. Louis Mercantile Library	John W. Barriger III National Railroad Library	Herman T. Pott National Waterways Library	St. Louis Mercantile Library Endowed Professorship	John W. Barriger III Endowed Professorship	Robert McKnight Unitrust	Anne Desloge Bates Charitable Annuity Trust	St. Louis Mercantile Library Association	
Endowed, Trust and Association Funds									
Assets:									
Cash and Short-term Funds	192	9,499	-	-	-	47,604	-	46	57,341
Investment-UM Balanced Pool	502,163	1,854,864	1,337,357	825,473	825,473	1,478,340	-	468,515	7,292,185
Total Assets	502,355	1,864,363	1,337,357	825,473	825,473	1,525,944	-	468,561	7,349,526
Liabilities and Fund Balance:									
Liabilities	-	-	-	-	-	-	-	-	-
Fund Balance-Endowed	502,355	1,864,363	1,337,357	825,473	825,473	1,525,944	-	468,561	7,349,526
Total Liabilities and Fund Balance	502,355	1,864,363	1,337,357	825,473	825,473	1,525,944	-	468,561	7,349,526

	Expendable Funds Related to Library			Operating Funds	Building Funds	Funds Not Available for Library Use		This Total is FYI Only
	St. Louis Mercantile Library	John W. Barriger III National Railroad Library	Herman T. Pott National Waterways Library	University of Missouri- St. Louis	Mercantile Library Building Funds	St. Louis Mercantile Library Endowed Professorship	John W. Barriger III Endowed Professorship	
Expendable Funds								
Assets:								
Cash and Short-term Funds	123,230	185,934	82,941	47,178	293,750	1,218	1,183	735,434
Investment-UM Balanced Pool	-	-	-	-	-	-	-	-
Total Assets	123,230	185,934	82,941	47,178	293,750	1,218	1,183	735,434
Liabilities and Fund Balance:								
Liabilities	840	321	-	2,908	-	1,176	1,176	6,421
Fund Balance-Expendable	122,390	185,613	82,941	44,270	293,750	42	7	729,013
Total Liabilities and Fund Balance	123,230	185,934	82,941	47,178	293,750	1,218	1,183	735,434

See Notes to Financial Statements

ST. LOUIS MERCANTILE LIBRARY

at the University of Missouri - St. Louis

Consolidating Balance Sheet

June 30, 2012

	Endowed Funds Related to Library			Funds Not Available for Library Use					This Total is FYI Only
	St. Louis Mercantile Library	John W. Barriger III National Railroad Library	Herman T. Pott National Waterways Library	St. Louis Mercantile Library Endowed Professorship	John W. Barriger III Endowed Professorship	Robert McKnight Unitrust	Anne Desloge Bates Charitable Annuity Trust	St. Louis Mercantile Library Association	
Endowed, Trust and Association Funds									
Assets:									
Cash and Short-term Funds	475,190	-	4,666	-	-	-	-	56	479,912
Investment-UM Balanced Pool	472,138	1,760,300	1,253,483	773,705	773,705	1,441,402	-	443,150	6,917,883
Total Assets	947,328	1,760,300	1,258,149	773,705	773,705	1,441,402	-	443,206	7,397,795
Liabilities and Fund Balance:									
Liabilities	-	-	-	-	-	-	-	-	-
Fund Balance-Endowed	947,328	1,760,300	1,258,149	773,705	773,705	1,441,402	-	443,206	7,397,795
Total Liabilities and Fund Balance	947,328	1,760,300	1,258,149	773,705	773,705	1,441,402	-	443,206	7,397,795

	Expendable Funds Related to Library			Operating Funds	Building Funds	Funds Not Available for Library Use		This Total is FYI Only
	St. Louis Mercantile Library	John W. Barriger III National Railroad Library	Herman T. Pott National Waterways Library	University of Missouri-St. Louis	Mercantile Library Building Funds	St. Louis Mercantile Library Endowed Professorship	John W. Barriger III Endowed Professorship	
Expendable Funds								
Assets:								
Cash and Short-term Funds	124,595	153,616	102,779	25,945	293,845	1,418	1,379	703,577
Investment-UM Balanced Pool	-	-	-	-	-	-	-	-
Total Assets	124,595	153,616	102,779	25,945	293,845	1,418	1,379	703,577
Liabilities and Fund Balance:								
Liabilities	36,577	804	7,292	3,590	-	1,362	1,362	50,987
Fund Balance-Expendable	88,018	152,812	95,486	22,355	293,845	56	17	652,589
Total Liabilities and Fund Balance	124,595	153,616	102,778	25,945	293,845	1,418	1,379	703,576

See Notes to Financial Statements