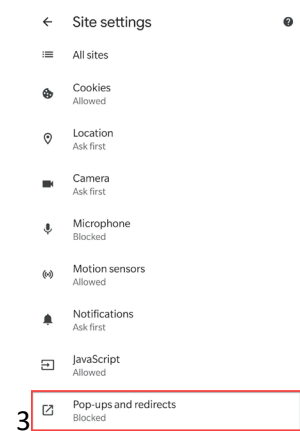
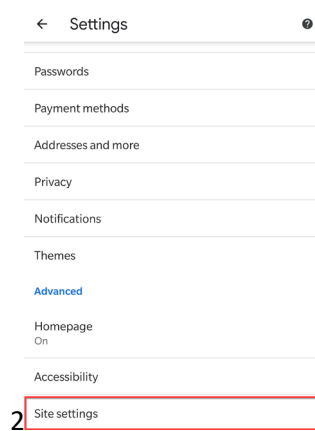
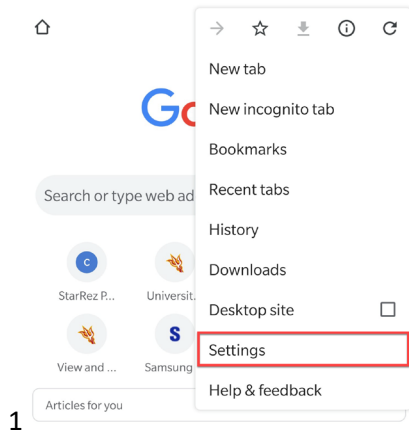


# Mobile Devices

## Android

1. Open Google Chrome
2. Tap the 3 dots in the top right-hand corner and select **Settings** from the menu that appears
3. In the **Advanced** category, select the **Site Settings** option.
4. From this menu, tap **Pop-ups and redirects**.
5. By default, Pop-ups will be blocked. To allow pop-ups, tap the slider in the upper right-hand corner.



## Apple

1. Go to your **Settings** Application.
2. In the Application Settings section, select Safari to view all options available for Safari.
3. In Safari's general settings, tap the switch on the right next to **Block Pop-Ups**. Pop-ups will be allowed when the switch is grey as shown below.

