

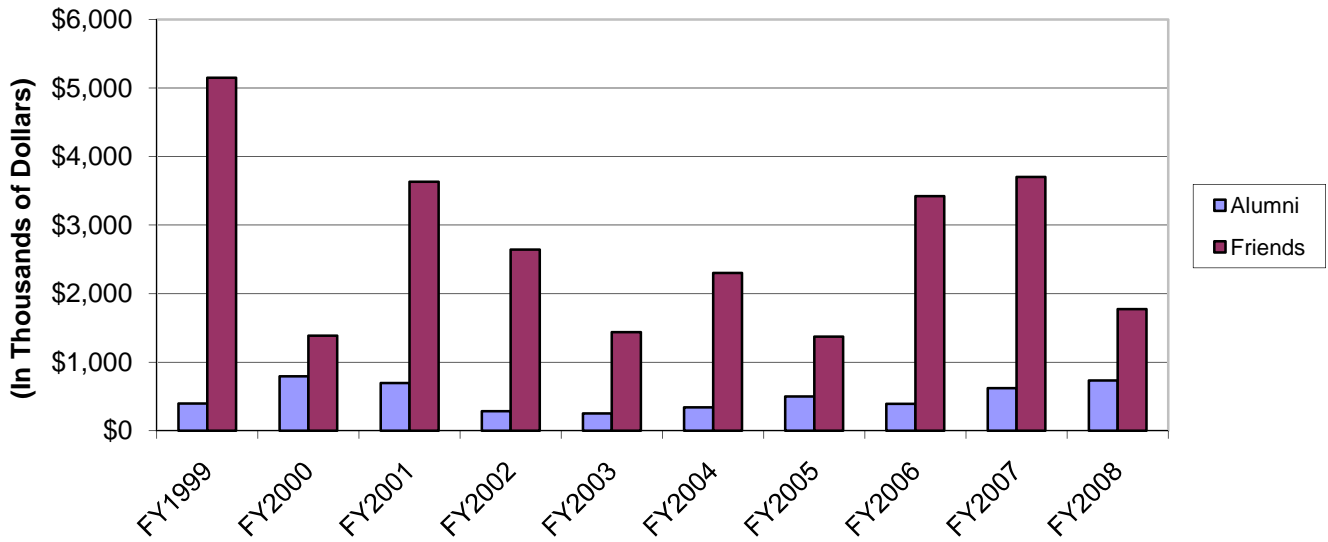


UNIVERSITY OF MISSOURI-ST. LOUIS
TABLE 7-1. GIFTS (In Thousands of Dollars)

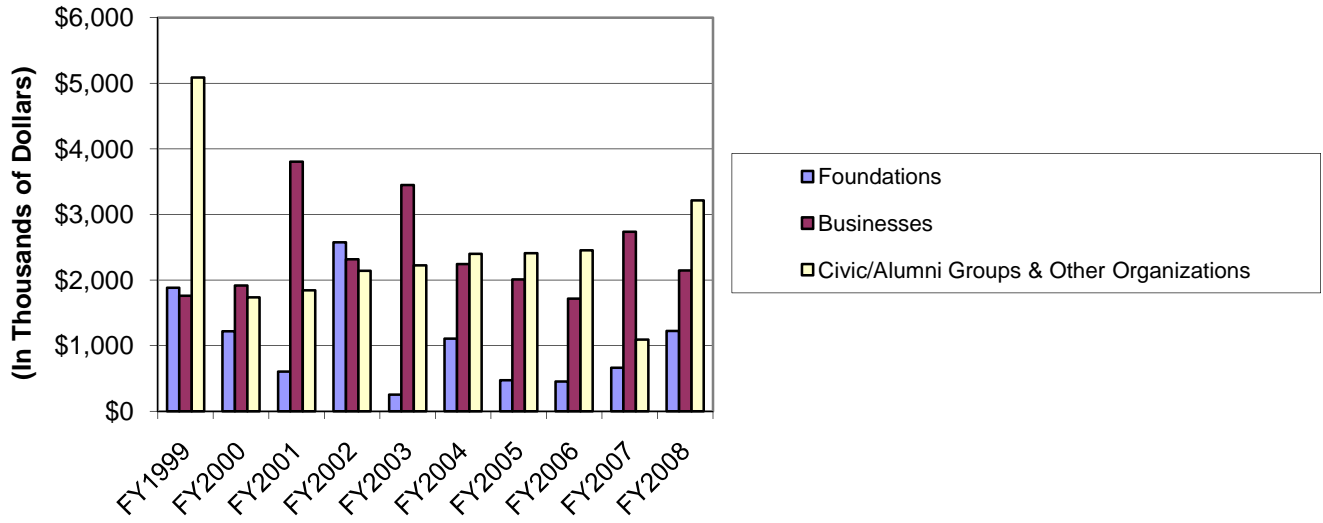
	FY1999	FY2000	FY2001	FY2002	FY2003	FY2004	FY2005	FY2006	FY2007	FY2008
Sources:										
Individuals-										
Alumni	\$396	\$795	\$698	\$287	\$252	\$342	\$498	\$392	\$621	\$734
Friends	5,151	1,386	3,635	2,641	1,437	2,304	1,374	3,422	3,701	1,775
Total Individuals	\$5,547	\$2,181	\$4,333	\$2,928	\$1,689	\$2,646	\$1,872	\$3,814	\$4,322	\$2,509
Organizations-										
Foundations	\$1,882	\$1,220	\$606	\$2,577	\$255	\$1,106	\$474	\$454	\$665	\$1,225
Businesses	1,759	1,919	3,805	2,315	3,450	2,245	2,011	1,715	2,736	2,147
Civic/Alumni Groups & Other Organizations	5,086	1,739	1,842	2,140	2,223	2,401	2,412	2,454	1,092	3,217
Total Organizations	\$8,727	\$4,878	\$6,253	\$7,032	\$5,928	\$5,752	\$4,897	\$4,623	\$4,493	\$6,589
Total Sources	\$14,274	\$7,059	\$10,586	\$9,960	\$7,617	\$8,398	\$6,769	\$8,437	\$8,815	\$9,098
Uses:										
Current Operations	\$5,606	\$5,781	\$9,189	\$6,151	\$6,186	\$5,059	\$4,833	\$6,184	\$6,716	\$6,322
Capital Purposes	8,668	1,278	1,397	3,809	1,431	3,339	1,936	2,253	2,099	2,776
Total Uses	\$14,274	\$7,059	\$10,586	\$9,960	\$7,617	\$8,398	\$6,769	\$8,437	\$8,815	\$9,098

Source: University of Missouri System, Executive Data Reference (FY1988-FY1999) and University of Missouri, External Funding Report (FY2000-Present)

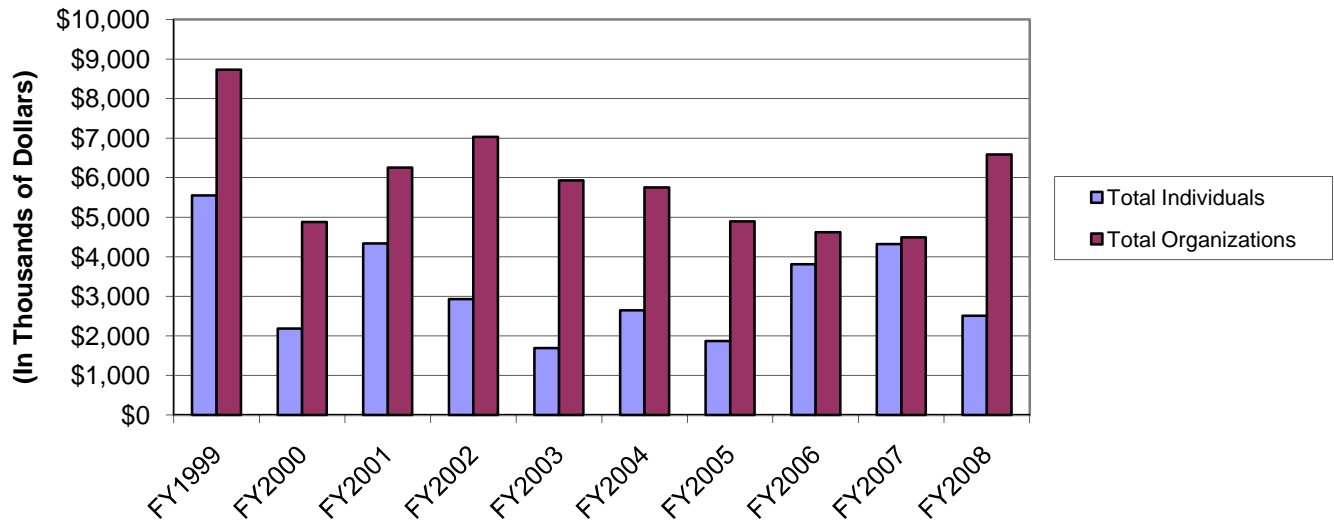
Gifts from Individuals



Gifts from Organizations



Gift Sources



Gift Uses

