

iterations

INFORMATION TECHNOLOGY SERVICES • UNIVERSITY OF MISSOURI - ST. LOUIS

JUNE • 2011

Blackboard 9.1 Update

Welcome to the summer edition of Iterations! As you may recall MyGateway was upgraded to version 9.1 on May 16, 2011. Several new features were added which provide instructors with additional tools to facilitate learning, provide more flexibility and increase ease of use. New enhancements affect the Grade Center, content areas, collaboration tools and citation verification software. Enhancements are summarized below:

- Ability to reorder course and organization listings on the MyGateway Home page
- Easily create links to many kinds of content, including audio and video files, modules and mashups
- Content area links to interactive tools; including Campus Pack, voice tools, Wimba Classroom and Panopto presentations
- Turnitin, the new citation verification software replacing SafeAssign
- More flexible features for student grading
- Easily create links to course textbooks
- Efficient integration of wikis, blogs, podcasts and journals

While we would like to say that we have not found any bugs in version 9.1, we cannot. Our ongoing testing and faculty feedback have revealed some issues. The Faculty Resource Center (FRC) has developed a wiki site so that users can post problems or issues related to the new version. To access the wiki site login to MyGateway and select the "Using MyGateway and the WWW: A Resource and Training Guide for Instructors" course site. Select the button to the left titled "Blackboard 9.1 Issues." We will continue to work with Blackboard to resolve these issues and will provide updates when available.

For additional information, to schedule a departmental workshop or for individualized consultation please contact the Faculty Resource Center at 314-516-6704, email: frc@umsl.edu or stop by 105 Express Scripts Hall (ESH).

Jennifer Simms
Technical Trainer Principal
jsimms@umsl.edu

End of Service Reminder for Skylight

Users who have an account for online surveys through Flashlight Online, using the Skylight Matrix Survey System, this is a reminder that Skylight accounts are being phased out and will terminate on January 15, 2012. After this date any data which has not been retrieved will be unavailable. Please contact the Faculty Resource Center (FRC) if you need assistance with retrieving survey data or if you have questions. Additional information is provided below. As a transition period, between now and January 15, 2012:

1. If your Skylight account expires before January 15, you will nonetheless have access to your data until January 15, 2012.
2. Account holders should use this period to download any data they wish to preserve.
3. No renewals for Skylight accounts are being accepted.

Downloading data: We have provided instructions for some methods of downloading survey items and responses in the Skylight Knowledge Base at: skylightkb.wsu.edu/view-and-download-data. Other information regarding the survey system can be found at: skylightkb.wsu.edu.

Support: Non-WSU account holders must contact TLT Group (see www.tltgroup.org/ or phone 301-270-8312) for all technical support. WSU cannot provide any technical support for non-WSU users.

We hope you will start now to download your needed data and make whatever other arrangements are necessary to ensure a smooth transition out of Skylight.

Jennifer Simms
Technical Trainer Principal
jsimms@umsl.edu

UMSL TritonApps ready for Pilot Testing over Summer

Information Technology Services is introducing a new service offering called TritonApps. What is TritonApps? TritonApps is a remote service technology that enables us to provide some of our applications and software that have, due to licensing constraints, only been available in IC Labs and Classrooms areas. Through TritonApps, we can now make some of the applications available to students and faculty anytime, anywhere.

Over the past semester we have worked with some small groups of pilot testers who have used TritonApps in their classes to enable them to have access to software they needed and to assist ITS in working through some of the kinks that go along with any new technology.

Over the upcoming summer months we expect to expand on our pilot testing and make the testing more of a public pilot testing environment in preparation to have a robust and reliable infrastructure ready for the fall semester.

Applications available through the TritonApps remote delivery today are: AMOS, GARS, SPSS, MATHCAD, MATLAB, STATA, and the MICROSOFT OFFICE 2010 SUITE.

If you are interested in checking out the new remote applications, please use IE, and go to <https://tritonapps.umsl.edu/ts/en-US/Default.aspx>.

For additional directions and help, please see: www.umsl.edu/technology/instructionalcomputing/docs/ConnectingtoTritonApps.pdf.

To leave feedback for ITS System Administrators, please visit our blog site at: blogs.umsl.edu/tritonapps. We'd like to hear your thoughts and your suggestions for additional software.

Paula L. Smith
Systems Administrator - Principal
smithpaul@umsl.edu

contents

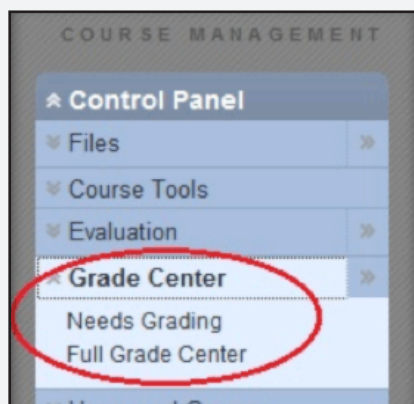
2

what's new in the mygateway grade center
manage campus pack
instructional computing news

3

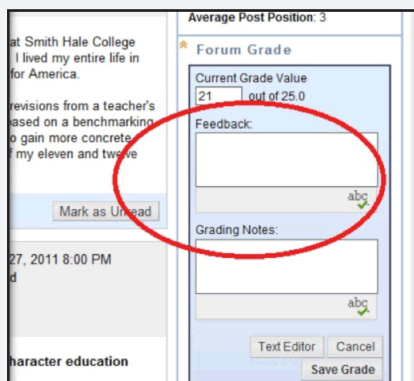
creating blogs in a content area
creating wikis in a content area
turnitin replaces safeassign

What's new in the MyGateway Grade Center



Instructors can select the "Needs Grading" option to check for student assignment submissions without having to open the complete grade center.

When creating group assignments for students and assigning points, instructors can now manage group points separately. Students do not see other group headings in their My Grades view, and overall course totals remain accurate.



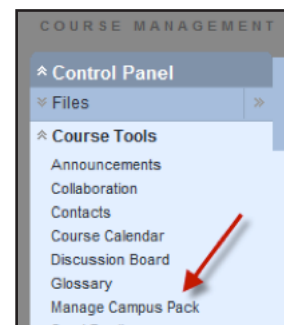
Availability	Group 1 forum	Group 2 Discus	Group
Available	10.00		
Available	5.00		
Available	10.00		
Available	8.00		
Available		6.00	
Available		9.00	
Available		10.00	
Available			

When grading student discussion board posts, instructors can now assign points and leave student feedback and/or grading notes from a single window.

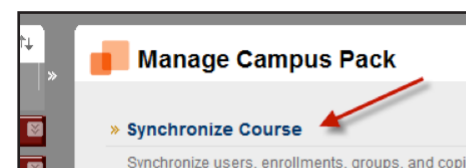
Paul Wilmarth
Technical Trainer - Specialist
wilmarth@umsl.edu

Manage Campus Pack

Learning Objects - Campus Pack features "Social Assignments" which empower instructors, academic technologists, and instructional designers to build and implement assignments and activities from a variety of social media tools including wikis, blogs and journals. In order to activate these features in your Blackboard course, just navigate to Control Panel > Course Tools > Manage Campus Pack



Under "Manage Campus Pack," click "Synchronize Course," which will enable Campus Pack tools for all users in the course.



You will receive the following message: Data is being synchronized with Campus Pack. Navigating away from this page will not stop the synchronization.

Content

Roster Status: Done
Site Copy Status: Done
Site Sync Status: Done

_22151_1

Once this is done, you may proceed with implementing your Campus Pack tools.

Tom Roedel
Office Support Staff I
roedelt@umsl.edu

Instructional Computing News

The summer semester is upon us and Instructional Computing has several projects that have been recently completed and several more exciting projects that are in the works for the Fall 2011 semester.

Research shows that learning is taking place inside and outside classroom walls, and to help foster this Instructional Computing has been working to develop casual learning spaces outside of classrooms that provide collaboration spaces, and access to TritonNet. The newest spaces are located outside the Stadler 104 auditorium, SSB fourth floor, and space is currently being developed in the South Campus Computer Bldg.

Instructional Computing is also working with various departments, faculty and students, and monitoring trends across higher education on classroom design. As a result of this a new flexible classroom with moveable individual desks, comfortable task seating for twenty, and projection capabilities was completed in South Campus Computer bldg 200D. A new Learning Studio is also under development, and will be located in ESH 104 for the Fall 2011 semester, with seating for 36.

Instructional Computing will also have all centrally scheduled classrooms equipped with projection systems and instructor stations for the Fall 2011 semester. The newest "stickrooms"

will be SSB 410, 411, Clark 201, 215, Honors 209 and South Campus Classroom 222. Are you scheduled to teach in an academic classroom that is in need of presentation technology? If this is a space scheduled by your department, contact Ken Voss to discuss your needs and possible options for the classroom.

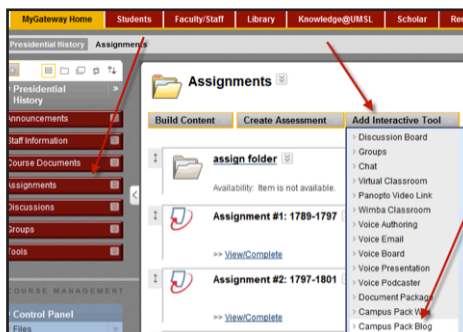
For more details on any of the above and more news visit us on the web at: www.umsl.edu/technology/instructionalcomputing, or contact us at ic@umsl.edu.

Chris Scheetz
Supervisor - Instructional Computing
scheetz@umsl.edu

Creating Blogs in a Content Area

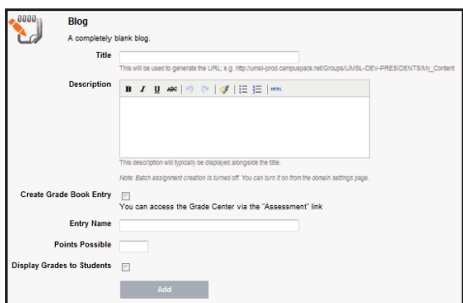
The blog feature is a great interactive tool that helps students to express themselves and access the work of other students. With blogs, students can read the contributions of other users and share their own work. Instructors can easily monitor blog activity to see who is contributing and what they are contributing.

a. Under a Content Area (for example, Assignments), hover over the Add Interactive Tool and select 'Campus Pack Blog'.



b. Under the Add Content area for the Blog, enter a Title. The Description is optional.

c. If the Blog is going to be an item that will be graded, click 'Create Grade Book Entry'. (Entry Name refers to the name of the Grade Center column for the blog assignment. It is not optional. You can use the name for the blog itself as the Entry Name.) If the blog will be graded, provide the Points Possible. Display Grades to Students is an optional field. When you are finished, click 'Add'.



d. Once you have finished one blog assignment you have the option to Add New Page. You are then requested to "Add New Entry."

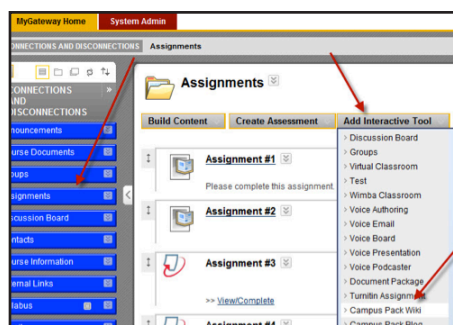


If you have questions about Campus Pack Blogs, please contact the Faculty Resource Center at: 314-516-6704 or frc@umsl.edu.

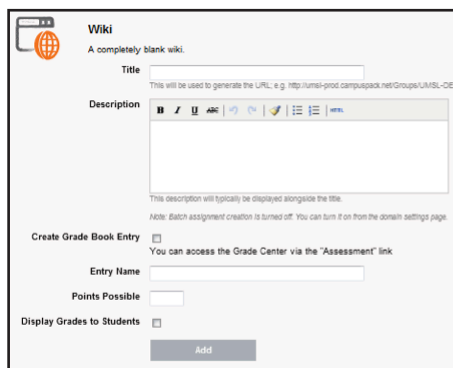
Tom Roedel
Office Support Staff I
roedelt@umsl.edu

Creating Wikis in a Content Area

The wiki feature is a great interactive tool that helps students to express themselves and interpret/contribute to the work of other students. In wikis, students can edit the contributions of other users and have their own work edited. Wikis can give students a sense of ownership and responsibility in their role as part of a writing community. Multiple users can edit the same content, link to other pages in the wiki, and discuss the wiki through comments. Instructors can easily monitor wiki activity to see who is contributing and what they are contributing.

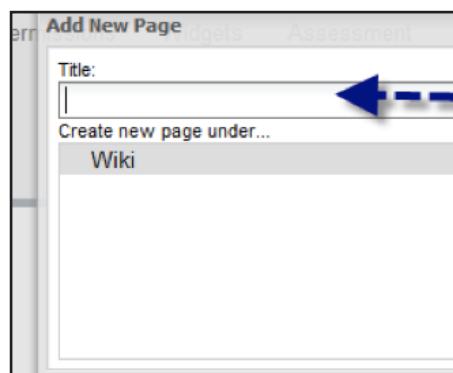


a. Under a Content Area (for example, Assignments), hover over the Add Interactive Tool and select 'Campus Pack Wiki'.



b. Under the Add Content area for the Wiki, enter a Title. The Description is optional.

c. If the Wiki is going to be an item that will be graded, click 'Create Grade Book Entry'. (Entry Name refers to the name of the Grade Center column for the wiki assignment. It is not optional. You can use the name for the wiki itself as the Entry Name.) If the wiki will be graded, provide the Points Possible. Display Grades to Students is an optional field. When you are finished, click 'Add'.



d. Once you have finished one wiki assignment you have the option to Add New Page. You are then requested to provide a Title for the new page.

If you have questions about Campus Pack Wikis, please contact the Faculty Resource Center at: 314-516-6704 or frc@umsl.edu.

Tom Roedel
Office Support Staff I
roedelt@umsl.edu

Turnitin Replaces SafeAssign

SafeAssign, a citation-checking and plagiarism prevention tool that faculty and students have been using for the past 2 years is being replaced by Turnitin. Turnitin also checks papers for accuracy of citations and for originality and also has features designed to educate students about plagiarism and the importance of proper attribution of any borrowed content.

Additional functions of Turnitin are Peer Mark, which allows students to review and comment

on each others' papers, and Grade Mark which allows instructors to comment directly on student submissions. For more information about Turnitin see MyGateway help: www.umsl.edu/technology/mgwhelp/turnitin.html or contact the Faculty Resource Center 314-516-6704; frc@umsl.edu.

Paul Wilmarth
Technical Trainer - Specialist
wilmarth@umsl.edu