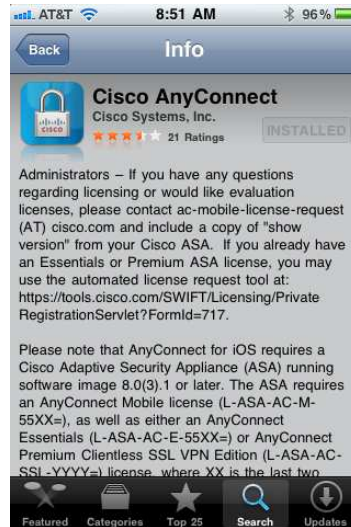
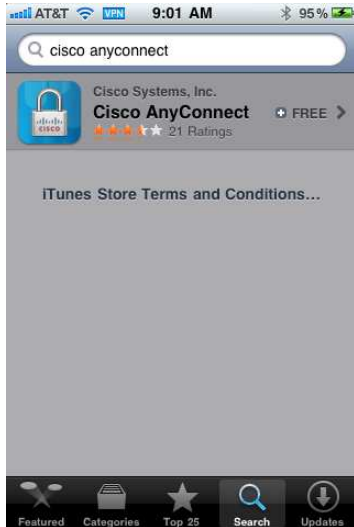


How to Install Cisco AnyConnect to your Apple portable device

(Requirements: Compatible with iPhone, iPod touch, and iPad. Requires iOS 4.1 or later.)

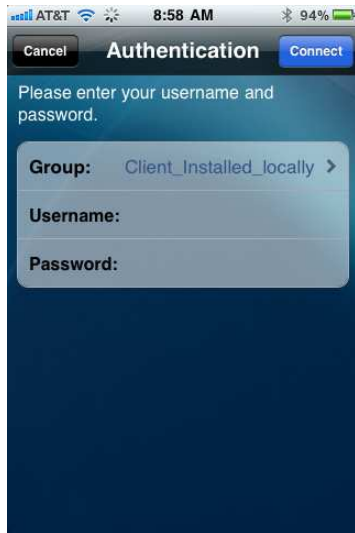
- Search and Download the Cisco AnyConnect software from the App Store.



- After installation, open the program to customize it.
- Click on **Add VPN Connection** and configure as follows:



- Enter your UMSL SSO ID and password and click **Connect**



- It will take you back to the main screen and all you have to do next time is move the AnyConnect VPN to ON.

