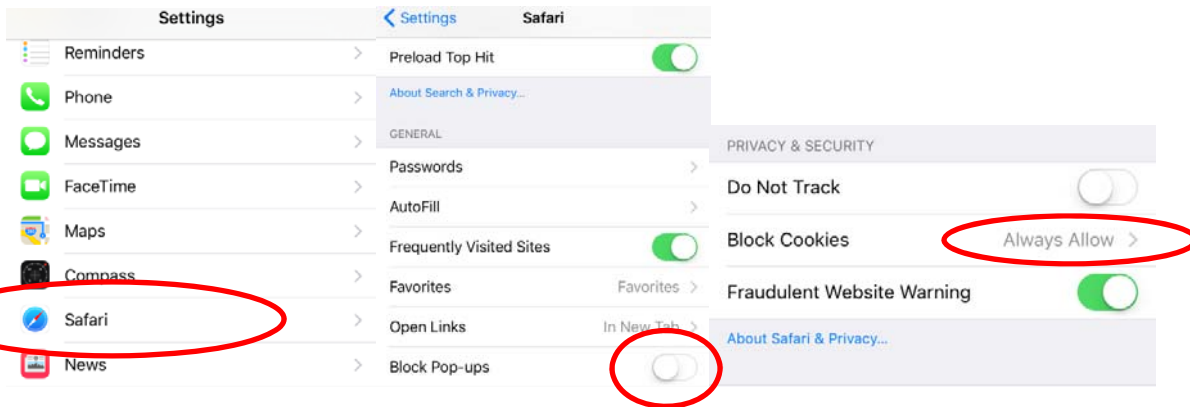


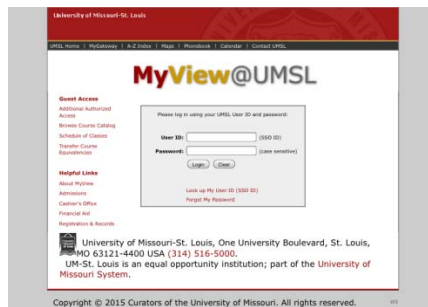
Processing Payments Through A Phone/Tablet



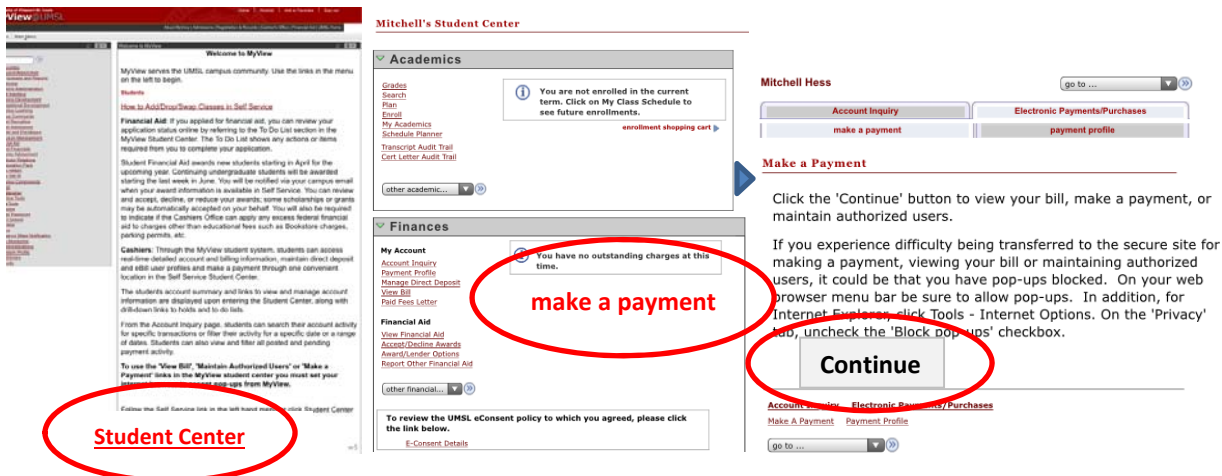
If you are using an Apple device: First adjust your Safari browser settings to make sure your pop up blocker is off and your browser allows cookies. As shown below, you'll need to go to your settings and scroll down until you see the option for Safari. You'll want to make sure the 'Block Pop-ups' option is turned **off** and also to '**Always Allow**' Cookies.



After your settings are adjusted, open the Safari browser and log-in to MyView at myview.umsl.edu using your SSO ID and password.

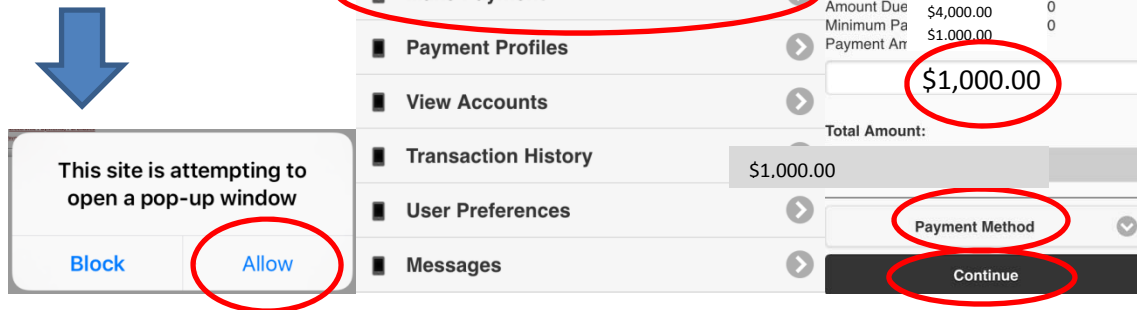


Once you are logged into MyView, click on your **Student Center**. Under the Finance box choose **Make a Payment** and then select **Continue**.

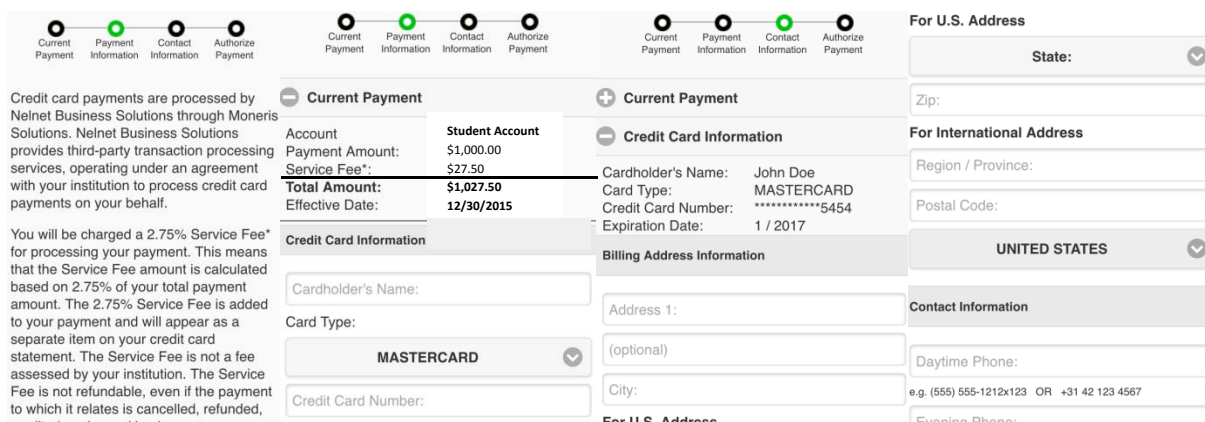


If you are using Safari and a window pops up saying 'This site is attempting to open a pop-up window', select **Allow**. On the Mobile Friendly page select **Make Payment**. You'll enter your payment amount and payment method. You can either select eCheck, Credit Card, or if you have stored payment information then you can select your stored profile. Click **Continue**.

If using Safari



A page explaining the payment information will come up. Read through the page and select **Authorize** to continue.



On the last screen, double check the information you have entered. If everything looks correct then select **Confirm** to process your payment.

