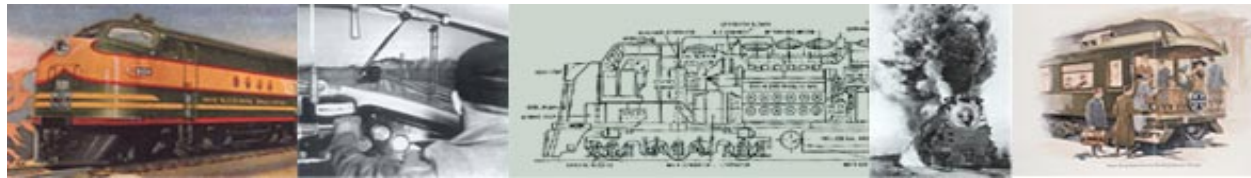


John W. Barriger III National Railroad Library
AT THE UNIVERSITY OF MISSOURI - ST. LOUIS



Report on the Barriger Library Funds
Supplementary Information
for the Period from the Effective Affiliation Date of
April 1, 1997 through February 28, 2006

April 22, 2006

John W. Barriger III National Railroad Library
Special Collection of the St. Louis Mercantile Library at UM-St. Louis
Supplementary Information - April 22, 2006
Table of Contents

DESCRIPTION	PAGE	PAGE
	Balance Sheet	Income Statement and Changes in Fund Balance
<i>Barriger Library Funds</i>		
John W. Barriger III Library Endowed Fund	1	11
John W. Barriger III Library Expendable Funds	1	11
Elizabeth T. Barriger Book Endowed Fund	2	12
Elizabeth T. Barriger Book Expendable Fund	2	12
Oral History Project Expendable Fund	3	13
Photo Negative Project Expendable Fund (CLOSED IN 1999)	3	13
AAR Scholarship Endowed Fund	4	14
AAR Scholarship Expendable Fund	4	14
Union Pacific Acquisitions Endowed Fund	5	15
Union Pacific Acquisitions Expendable Fund	5	15
CN Acquisitions Endowed Fund	6	16
CN Acquisitions Expendable Fund	6	16
Robert McKnight Curatorship Endowed Fund	7	17
Robert McKnight Curatorship Expendable Fund	7	17
Barriger Campaign for Excellence & Growth Expendable Fund	8	18
The West the Railroads Made Expendable Fund	8	18
<i>Funds Not Available to Barriger Library</i>		
Robert McKnight Unitrust	9	19
John W. Barriger Professorship Endowed Fund	10	20
John W. Barriger Professorship Expendable Fund	10	20

John W. Barriger III National Railroad Library
 Special Collection of the St. Louis Mercantile Library at UM-St. Louis

BALANCE SHEET

As of the Date Indicated

	April 1, 1997	June 30, 2003	2004	2005	Feb. 28, 2006
--	------------------	------------------	------	------	------------------

John W. Barriger III Library Endowed Fund

Assets:					
Cash and Short-term Funds	-	-	-	-	-
Investment-UM Balanced Pool	201,269	308,184	347,247	362,434	394,046
Total Assets	201,269	308,184	347,247	362,434	394,046
Liabilities and Fund Balance:					
Liabilities	-	-	-	-	-
Fund Balance	201,269	308,184	347,247	362,434	394,046
Total Liabilities and Fund Balance	201,269	308,184	347,247	362,434	394,046

John W. Barriger III Library Expendable Funds*

Assets:					
Cash and Short-term Funds	-	72	-	188	1,730
Investment-UM Balanced Pool	-	-	-	-	-
Total Assets	-	72	-	188	1,730
Liabilities and Fund Balance:					
Liabilities	-	-	-	-	-
Fund Balance	-	72	-	188	1,730
Total Liabilities and Fund Balance	-	72	-	188	1,730

* In FY 1997 to FY 2000, there were two separate John W. Barriger III Library Expendable Funds

John W. Barriger III National Railroad Library
 Special Collection of the St. Louis Mercantile Library at UM-St. Louis

BALANCE SHEET

As of the Date Indicated

	April 1, 1997	June 30, 2003	June 30, 2004	2005	Feb. 28, 2006
--	------------------	------------------	------------------	------	------------------

Elizabeth T. Barriger Book Endowed Fund

Assets:					
Cash and Short-term Funds	-	-	-	-	-
Investment-UM Balanced Pool	70,499	87,937	98,569	108,345	117,902
Total Assets	70,499	87,937	98,569	108,345	117,902
Liabilities and Fund Balance:					
Liabilities	-	-	-	-	-
Fund Balance	70,499	87,937	98,569	108,345	117,902
Total Liabilities and Fund Balance	70,499	87,937	98,569	108,345	117,902

Elizabeth T. Barriger Book Expendable Fund

Assets:					
Cash and Short-term Funds	-	15,866	22,904	21,241	25,057
Investment-UM Balanced Pool	-	-	-	-	-
Total Assets	-	15,866	22,904	21,241	25,057
Liabilities and Fund Balance:					
Liabilities	-	-	-	-	-
Fund Balance	-	15,866	22,904	21,241	25,057
Total Liabilities and Fund Balance	-	15,866	22,904	21,241	25,057

John W. Barriger III National Railroad Library
 Special Collection of the St. Louis Mercantile Library at UM-St. Louis

BALANCE SHEET

As of the Date Indicated

	April 1, 1997	June 30, 2003	2004	2005	Feb. 28, 2006
--	------------------	------------------	------	------	------------------

Oral History Project Expendable Fund

Assets:					
Cash and Short-term Funds	7,953	14,386	12,754	12,364	12,114
Investment-UM Balanced Pool	-	-	-	-	-
Total Assets	7,953	14,386	12,754	12,364	12,114
Liabilities and Fund Balance:					
Liabilities	-	-	-	-	-
Fund Balance	7,953	14,386	12,754	12,364	12,114
Total Liabilities and Fund Balance	7,953	14,386	12,754	12,364	12,114

Photo Negative Project Expendable Fund (CLOSED IN 1999)

Assets:					
Cash and Short-term Funds	882	-	-	-	-
Investment-UM Balanced Pool	-	-	-	-	-
Total Assets	882	-	-	-	-
Liabilities and Fund Balance:					
Liabilities	-	-	-	-	-
Fund Balance	882	-	-	-	-
Total Liabilities and Fund Balance	882	-	-	-	-

John W. Barriger III National Railroad Library
 Special Collection of the St. Louis Mercantile Library at UM-St. Louis

BALANCE SHEET

As of the Date Indicated

	<u>April 1,</u> <u>1997</u>	<u>June 30,</u> <u>2003</u>	<u>2004</u>	<u>2005</u>	<u>Feb. 28,</u> <u>2006</u>
<i>AAR Scholarship Endowed Fund</i>					
Assets:					
Cash and Short-term Funds	-	-	-	-	-
Investment-UM Balanced Pool	-	10,025	11,239	11,719	12,741
Total Assets	-	10,025	11,239	11,719	12,741
Liabilities and Fund Balance:					
Liabilities	-	-	-	-	-
Fund Balance	-	10,025	11,239	11,719	12,741
Total Liabilities and Fund Balance	-	10,025	11,239	11,719	12,741

<i>AAR Scholarship Expendable Fund</i>					
Assets:					
Cash and Short-term Funds	-	-	510	1,029	1,579
Investment-UM Balanced Pool	-	-	-	-	-
Total Assets	-	-	510	1,029	1,579
Liabilities and Fund Balance:					
Liabilities	-	-	-	-	-
Fund Balance	-	-	510	1,029	1,579
Total Liabilities and Fund Balance	-	-	510	1,029	1,579

John W. Barriger III National Railroad Library
Special Collection of the St. Louis Mercantile Library at UM-St. Louis

BALANCE SHEET

As of the Date Indicated

	April 1, 1997	June 30, 2003	June 30, 2004	2005	Feb. 28, 2006
--	------------------	------------------	------------------	------	------------------

Union Pacific Acquisitions Endowed Fund

	April 1, 1997	June 30, 2003	June 30, 2004	2005	Feb. 28, 2006
Assets:					
Cash and Short-term Funds	-	-	-	-	-
Investment-UM Balanced Pool	-	10,696	26,555	42,015	59,524
Total Assets	-	10,696	26,555	42,015	59,524
Liabilities and Fund Balance:					
Liabilities	-	-	-	-	-
Fund Balance	-	10,696	26,555	42,015	59,524
Total Liabilities and Fund Balance	-	10,696	26,555	42,015	59,524

Union Pacific Acquisitions Expendable Fund

	April 1, 1997	June 30, 2003	June 30, 2004	2005	Feb. 28, 2006
Assets:					
Cash and Short-term Funds	-	31	474	1,435	3,233
Investment-UM Balanced Pool	-	-	-	-	-
Total Assets	-	31	474	1,435	3,233
Liabilities and Fund Balance:					
Liabilities	-	-	-	-	-
Fund Balance	-	31	474	1,435	3,233
Total Liabilities and Fund Balance	-	31	474	1,435	3,233

John W. Barriger III National Railroad Library
 Special Collection of the St. Louis Mercantile Library at UM-St. Louis

BALANCE SHEET

As of the Date Indicated

	April 1, 1997	June 30, 2003	June 30, 2004	2005	Feb. 28, 2006
--	------------------	------------------	------------------	------	------------------

CN Acquisitions Endowed Fund

Assets:					
Cash and Short-term Funds	-	-	-	-	-
Investment-UM Balanced Pool	-	-	21,650	22,991	24,995
Total Assets	-	-	21,650	22,991	24,995
Liabilities and Fund Balance:					
Liabilities	-	-	-	-	-
Fund Balance	-	-	21,650	22,991	24,995
Total Liabilities and Fund Balance	-	-	21,650	22,991	24,995

CN Acquisitions Expendable Fund

Assets:					
Cash and Short-term Funds	-	-	-	562	1,584
Investment-UM Balanced Pool	-	-	-	-	-
Total Assets	-	-	-	562	1,584
Liabilities and Fund Balance:					
Liabilities	-	-	-	-	-
Fund Balance	-	-	-	562	1,584
Total Liabilities and Fund Balance	-	-	-	562	1,584

John W. Barriger III National Railroad Library
Special Collection of the St. Louis Mercantile Library at UM-St. Louis

BALANCE SHEET

As of the Date Indicated

	April 1, 1997	June 30, 2003	June 30, 2004	2005	Feb. 28, 2006
--	------------------	------------------	------------------	------	------------------

Robert McKnight Curatorship Endowed Fund

	April 1, 1997	June 30, 2003	June 30, 2004	2005	Feb. 28, 2006
Assets:					
Cash and Short-term Funds	-	-	-	-	-
Investment-UM Balanced Pool	-	-	1,074,055	1,171,524	1,273,839
Total Assets	-	-	1,074,055	1,171,524	1,273,839
Liabilities and Fund Balance:					
Liabilities	-	-	-	-	-
Fund Balance	-	-	1,074,055	1,171,524	1,273,839
Total Liabilities and Fund Balance	-	-	1,074,055	1,171,524	1,273,839

Robert McKnight Curatorship Expendable Fund

	April 1, 1997	June 30, 2003	June 30, 2004	2005	Feb. 28, 2006
Assets:					
Cash and Short-term Funds	-	-	-	-	-
Investment-UM Balanced Pool	-	-	-	-	17,571
Total Assets	-	-	-	-	17,571
Liabilities and Fund Balance:					
Liabilities	-	-	-	-	-
Fund Balance	-	-	-	-	17,571
Total Liabilities and Fund Balance	-	-	-	-	17,571

John W. Barriger III National Railroad Library
 Special Collection of the St. Louis Mercantile Library at UM-St. Louis

BALANCE SHEET

As of the Date Indicated

	April 1, 1997	June 30, 2003	2004	2005	Feb. 28, 2006
--	------------------	------------------	------	------	------------------

Barriger Campaign for Excellence & Growth Expendable Fund

Assets:					
Cash and Short-term Funds	-	47,937	56,037	89,138	107,554
Investment-UM Balanced Pool	-	-	-	-	-
Total Assets	-	47,937	56,037	89,138	107,554
Liabilities and Fund Balance:					
Liabilities	-	-	-	-	-
Fund Balance	-	47,937	56,037	89,138	107,554
Total Liabilities and Fund Balance	-	47,937	56,037	89,138	107,554

The West the Railroads Made Expendable Fund

Assets:					
Cash and Short-term Funds	-	-	-	-	20,224
Investment-UM Balanced Pool	-	-	-	-	-
Total Assets	-	-	-	-	20,224
Liabilities and Fund Balance:					
Liabilities	-	-	-	-	-
Fund Balance	-	-	-	-	20,224
Total Liabilities and Fund Balance	-	-	-	-	20,224

John W. Barriger III National Railroad Library
 Special Collection of the St. Louis Mercantile Library at UM-St. Louis

BALANCE SHEET

As of the Date Indicated

	<u>April 1,</u> <u>1997</u>	<u>June 30,</u>			<u>Feb. 28,</u> <u>2006</u>
		<u>2003</u>	<u>2004</u>	<u>2005</u>	

Robert McKnight Unitrust

Assets:					
Cash and Short-term Funds	-	-	-	-	-
Investment-Unitrust	-	1,498,860	1,528,869	1,511,900	1,554,942
Total Assets	-	1,498,860	1,528,869	1,511,900	1,554,942
Liabilities and Fund Balance:					
Liabilities	-	-	-	-	-
Fund Balance	-	1,498,860	1,528,869	1,511,900	1,554,942
Total Liabilities and Fund Balance	-	1,498,860	1,528,869	1,511,900	1,554,942

John W. Barriger III National Railroad Library
 Special Collection of the St. Louis Mercantile Library at UM-St. Louis

BALANCE SHEET

As of the Date Indicated

	<u>April 1,</u> <u>1997</u>	<u>June 30,</u> <u>2003</u>	<u>2004</u>	<u>2005</u>	<u>Feb. 28,</u> <u>2006</u>
--	--------------------------------	--------------------------------	-------------	-------------	--------------------------------

John W. Barriger Professorship Endowed Fund

Assets:					
Cash and Short-term Funds	-	-	-	-	-
Investment-UM Balanced Pool	<u>550,000</u>	<u>672,474</u>	<u>753,782</u>	<u>785,980</u>	<u>854,501</u>
Total Assets	550,000	672,474	753,782	785,980	854,501
Liabilities and Fund Balance:					
Liabilities	-	-	-	-	-
Fund Balance	<u>550,000</u>	<u>672,474</u>	<u>753,782</u>	<u>785,980</u>	<u>854,501</u>
Total Liabilities and Fund Balance	550,000	672,474	753,782	785,980	854,501

John W. Barriger Professorship Expendable Fund

Assets:					
Cash and Short-term Funds	-	16,040	1,597	517	663
Investment-UM Balanced Pool	<u>-</u>	<u>-</u>	<u>-</u>	<u>-</u>	<u>-</u>
Total Assets	-	16,040	1,597	517	663
Liabilities and Fund Balance:					
Liabilities	-	-	-	-	-
Fund Balance	<u>-</u>	<u>16,040</u>	<u>1,597</u>	<u>517</u>	<u>663</u>
Total Liabilities and Fund Balance	-	16,040	1,597	517	663

John W. Barriger III National Railroad Library
Special Collection of the St. Louis Mercantile Library at UM-St. Louis
INCOME STATEMENT AND CHANGES IN FUND BALANCE
For the Periods Indicated

	<u>Fiscal Year Ended June 30,</u>			8 Months Ended Feb. 28,	April 1, 1997 Through Feb. 28,
	<u>2003</u>	<u>2004</u>	<u>2005</u>	<u>2006</u>	<u>2006</u>
John W. Barriger III Library Endowed Fund					
Revenues:					
Gifts	-	1,750	250	-	77,693
Investment Earnings	10,838	52,466	29,967	47,356	239,155
Total Revenues	10,838	54,216	30,217	47,356	316,848
Expenses					
	-	-	-	-	-
NET INCOME	10,838	54,216	30,217	47,356	316,848
Transfer to Expendable Fund	(15,785)	(15,153)	(15,030)	(15,744)	(124,071)
Fund Balance, Beginning	313,131	308,184	347,247	362,434	201,269
Fund Balance, End	308,184	347,247	362,434	394,046	394,046

John W. Barriger III Library Expendable Funds*

Revenues:					
Gifts	11,622	2,750	750	750	70,701
Investment Earnings	(20)	249	314	233	4,719
Other Revenue	-	-	-	-	27
Total Revenues	11,602	2,999	1,064	983	75,447
Expenses:					
Curator Salary & Benefits	(24,622)	-	-	-	(78,831)
Operating Expenses	(2,693)	(18,224)	(15,906)	(15,185)	(110,367)
Library Acquisitions	-	-	-	-	(8,590)
Total Expenses	(27,315)	(18,224)	(15,906)	(15,185)	(197,788)
NET INCOME	(15,713)	(15,225)	(14,842)	(14,202)	(122,341)
Transfer from Endowment	15,785	15,153	15,030	15,744	124,071
Fund Balance, Beginning	-	72	-	188	-
Fund Balance, End	72	-	188	1,730	1,730

* In FY 1997 to FY 2000, there were two separate John W. Barriger III Library Expendable Funds

John W. Barriger III National Railroad Library
Special Collection of the St. Louis Mercantile Library at UM-St. Louis
INCOME STATEMENT AND CHANGES IN FUND BALANCE
For the Periods Indicated

	<u>Fiscal Year Ended June 30,</u>			8 Months Ended Feb. 28,	April 1, 1997 Through Feb. 28,
	<u>2003</u>	<u>2004</u>	<u>2005</u>	<u>2006</u>	<u>2006</u>
Elizabeth T. Barriger Book Endowed Fund					
Revenues:					
Gifts	-	-	5,361	-	13,971
Investment Earnings	3,092	14,956	8,698	14,169	68,408
Total Revenues	3,092	14,956	14,059	14,169	82,379
Expenses	-	-	-	-	-
NET INCOME	3,092	14,956	14,059	14,169	82,379
Transfer to Expendable Fund	(4,373)	(4,324)	(4,283)	(4,612)	(34,976)
Fund Balance, Beginning	89,218	87,937	98,569	108,345	70,499
Fund Balance, End	87,937	98,569	108,345	117,902	117,902

Elizabeth T. Barriger Book Expendable Fund

Revenues:					
Gifts	-	4,000	-	-	9,000
Investment Earnings	1,345	1,075	654	608	6,603
Total Revenues	1,345	5,075	654	608	15,603
Expenses:					
Operating Expenses	(48)	(7)	(4,000)	(1,312)	(6,018)
Library Acquisitions	(6,215)	(2,354)	(2,600)	(92)	(19,504)
Total Expenses	(6,263)	(2,361)	(6,600)	(1,404)	(25,522)
NET INCOME	(4,918)	2,714	(5,946)	(796)	(9,919)
Transfer from Endowment	4,373	4,324	4,283	4,612	34,976
Fund Balance, Beginning	16,411	15,866	22,904	21,241	-
Fund Balance, End	15,866	22,904	21,241	25,057	25,057

John W. Barriger III National Railroad Library
Special Collection of the St. Louis Mercantile Library at UM-St. Louis
INCOME STATEMENT AND CHANGES IN FUND BALANCE
For the Periods Indicated

	<u>Fiscal Year Ended June 30,</u>			8 Months Ended Feb. 28,	April 1, 1997 Through Feb. 28,
	<u>2003</u>	<u>2004</u>	<u>2005</u>	<u>2006</u>	<u>2006</u>
Oral History Project Expendable Fund					
Revenues:					
Gifts	250	-	-	-	2,750
Investment Earnings	<u>552</u>	<u>433</u>	<u>447</u>	<u>272</u>	<u>5,408</u>
Total Revenues	<u>802</u>	<u>433</u>	<u>447</u>	<u>272</u>	<u>8,158</u>
Expenses:					
Operating Expenses	-	(2,065)	(837)	(522)	(3,997)
Library Acquisitions	<u>-</u>	<u>-</u>	<u>-</u>	<u>-</u>	<u>-</u>
Total Expenses	<u>-</u>	<u>(2,065)</u>	<u>(837)</u>	<u>(522)</u>	<u>(3,997)</u>
NET INCOME	802	(1,632)	(390)	(250)	4,161
Fund Balance, Beginning	<u>13,584</u>	<u>14,386</u>	<u>12,754</u>	<u>12,364</u>	<u>7,953</u>
Fund Balance, End	14,386	12,754	12,364	12,114	12,114


Photo Negative Project Expendable Fund (CLOSED IN 1999)

Revenues:					
Gifts	-	-	-	-	-
Investment Earnings	<u>-</u>	<u>-</u>	<u>-</u>	<u>-</u>	<u>169</u>
Total Revenues	<u>-</u>	<u>-</u>	<u>-</u>	<u>-</u>	<u>169</u>
Expenses:					
Operating Expenses	-	-	-	-	(1,051)
Library Acquisitions	<u>-</u>	<u>-</u>	<u>-</u>	<u>-</u>	<u>-</u>
Total Expenses	<u>-</u>	<u>-</u>	<u>-</u>	<u>-</u>	<u>(1,051)</u>
NET INCOME	-	-	-	-	(882)
Fund Balance, Beginning	<u>-</u>	<u>-</u>	<u>-</u>	<u>-</u>	<u>882</u>
Fund Balance, End	-	-	-	-	-

John W. Barriger III National Railroad Library
 Special Collection of the St. Louis Mercantile Library at UM-St. Louis
INCOME STATEMENT AND CHANGES IN FUND BALANCE
 For the Periods Indicated

	<u>Fiscal Year Ended June 30,</u>			8 Months Ended Feb. 28,	April 1, 1997 Through Feb. 28,
	<u>2003</u>	<u>2004</u>	<u>2005</u>	<u>2006</u>	<u>2006</u>
AAR Scholarship Endowed Fund					
Revenues:					
Gifts - Campaign for Excellence & Growth	-	-	-	-	10,000
Investment Earnings	353	1,707	968	1,532	4,232
Total Revenues	353	1,707	968	1,532	14,232
Expenses					
	-	-	-	-	-
NET INCOME	353	1,707	968	1,532	14,232
Transfer to Expendable Fund	-	(493)	(488)	(510)	(1,491)
Fund Balance, Beginning	9,672	10,025	11,239	11,719	-
Fund Balance, End	10,025	11,239	11,719	12,741	12,741

AAR Scholarship Expendable Fund					
Revenues:					
Gifts - Campaign for Excellence & Growth	-	-	-	-	-
Investment Earnings	-	17	31	40	88
Total Revenues	-	17	31	40	88
Expenses:					
Operating Expenses	-	-	-	-	-
Scholarships	-	-	-	-	-
Total Expenses	-	-	-	-	-
NET INCOME	-	17	31	40	88
Transfer from Endowment	-	493	488	510	1,491
Fund Balance, Beginning	-	-	510	1,029	-
Fund Balance, End	-	510	1,029	1,579	1,579




John W. Barriger III National Railroad Library
 Special Collection of the St. Louis Mercantile Library at UM-St. Louis
INCOME STATEMENT AND CHANGES IN FUND BALANCE
 For the Periods Indicated

	<u>Fiscal Year Ended June 30,</u>			8 Months Ended Feb. 28,	April 1, 1997 Through Feb. 28,
	<u>2003</u>	<u>2004</u>	<u>2005</u>	<u>2006</u>	<u>2006</u>
Union Pacific Acquisitions Endowed Fund					
Revenues:					
Gifts - Campaign for Excellence & Growth	10,000	12,500	12,500	12,500	47,500
Investment Earnings	<u>696</u>	<u>3,786</u>	<u>3,878</u>	<u>6,736</u>	<u>15,096</u>
Total Revenues	10,696	16,286	16,378	19,236	62,596
Expenses					
	-	-	-	-	-
NET INCOME	10,696	16,286	16,378	19,236	62,596
Transfer to Expendable Fund	-	(427)	(918)	(1,727)	(3,072)
Fund Balance, Beginning	-	<u>10,696</u>	<u>26,555</u>	<u>42,015</u>	<u>-</u>
Fund Balance, End	10,696	26,555	42,015	59,524	59,524

Union Pacific Acquisitions Expendable Fund


Revenues:					
Gifts - Campaign for Excellence & Growth	2,500	-	-	-	2,500
Investment Earnings	<u>69</u>	<u>16</u>	<u>43</u>	<u>71</u>	<u>199</u>
Total Revenues	2,569	16	43	71	2,699
Expenses:					
Operating Expenses	-	-	-	-	-
Library Acquisitions	<u>(2,538)</u>	<u>-</u>	<u>-</u>	<u>-</u>	<u>(2,538)</u>
Total Expenses	(2,538)	-	-	-	(2,538)
NET INCOME	31	16	43	71	161
Transfer from Endowment	-	427	918	1,727	3,072
Fund Balance, Beginning	-	<u>31</u>	<u>474</u>	<u>1,435</u>	<u>-</u>
Fund Balance, End	31	474	1,435	3,233	3,233



John W. Barriger III National Railroad Library
 Special Collection of the St. Louis Mercantile Library at UM-St. Louis
INCOME STATEMENT AND CHANGES IN FUND BALANCE
 For the Periods Indicated

	<u>Fiscal Year Ended June 30,</u>			8 Months Ended Feb. 28,	April 1, 1997 Through Feb. 28,
	<u>2003</u>	<u>2004</u>	<u>2005</u>	<u>2006</u>	<u>2006</u>
CN Acquisitions Endowed Fund					
Revenues:					
Gifts - Campaign for Excellence & Growth	-	20,000	-	-	20,000
Investment Earnings	-	1,650	1,900	3,004	6,554
Total Revenues	-	21,650	1,900	3,004	26,554
Expenses					
	-	-	-	-	-
NET INCOME	-	21,650	1,900	3,004	26,554
Transfer to Expendable Fund	-	-	(559)	(1,000)	(1,559)
Fund Balance, Beginning	-	-	21,650	22,991	-
Fund Balance, End	-	21,650	22,991	24,995	24,995


CN Acquisitions Expendable Fund					
Revenues:					
Gifts - Campaign for Excellence & Growth	-	-	-	-	-
Investment Earnings	-	-	3	22	25
Total Revenues	-	-	3	22	25
Expenses:					
Operating Expenses	-	-	-	-	-
Library Acquisitions	-	-	-	-	-
Total Expenses	-	-	-	-	-
NET INCOME	-	-	3	22	25
Transfer from Endowment	-	-	559	1,000	1,559
Fund Balance, Beginning	-	-	-	562	-
Fund Balance, End	-	-	562	1,584	1,584



John W. Barriger III National Railroad Library
 Special Collection of the St. Louis Mercantile Library at UM-St. Louis
INCOME STATEMENT AND CHANGES IN FUND BALANCE
 For the Periods Indicated

	<u>Fiscal Year Ended June 30,</u>			8 Months Ended Feb. 28,	April 1, 1997 Through Feb. 28,
	<u>2003</u>	<u>2004</u>	<u>2005</u>	<u>2006</u>	<u>2006</u>
Robert McKnight Curatorship Endowed Fund					
Revenues:					
Gifts - Campaign for Excellence & Growth	-	1,000,000	-	-	1,000,000
Investment Earnings	-	(1,865)	97,469	153,090	248,694
Total Revenues	-	998,135	97,469	153,090	1,248,694
Expenses					
NET INCOME	-	998,135	97,469	153,090	1,248,694
Transfer to Expendable Fund	-	-	-	(50,775)	(50,775)
Transfer from Barriger Campaign for E&G	-	75,920	-	-	75,920
Fund Balance, Beginning	-	-	1,074,055	1,171,524	-
Fund Balance, End	-	1,074,055	1,171,524	1,273,839	1,273,839

Robert McKnight Curatorship Expendable Fund					
Revenues:					
Gifts - Campaign for Excellence & Growth	-	-	-	-	-
Investment Earnings	-	-	-	398	398
Total Revenues	-	-	-	398	398
Expenses:					
Curator Salary & Benefits	-	-	-	(33,602)	(33,602)
Library Acquisitions	-	-	-	-	-
Total Expenses	-	-	-	(33,602)	(33,602)
NET INCOME	-	-	-	(33,204)	(33,204)
Transfer from Endowment	-	-	-	50,775	50,775
Fund Balance, Beginning	-	-	-	-	-
Fund Balance, End	-	-	-	17,571	17,571



John W. Barriger III National Railroad Library
Special Collection of the St. Louis Mercantile Library at UM-St. Louis
INCOME STATEMENT AND CHANGES IN FUND BALANCE
For the Periods Indicated

	<u>Fiscal Year Ended June 30,</u>			8 Months Ended Feb. 28,	April 1, 1997 Through Feb. 28,
	<u>2003</u>	<u>2004</u>	<u>2005</u>	<u>2006</u>	<u>2006</u>
<i>Barriger Campaign for Excellence & Growth Expendable Fund</i>					
Revenues:					
Gifts - Campaign for Excellence & Growth	40,750	39,257	30,800	39,525	227,994
Investment Earnings	2,328	1,824	2,623	1,691	11,583
Total Revenues	<u>43,078</u>	<u>41,081</u>	<u>33,423</u>	<u>41,216</u>	<u>239,577</u>
Expenses:					
Curator Salary & Benefits	(34,465)	58,344	-	-	-
Operating Expenses	(6,922)	(9,476)	(322)	(22,800)	(48,382)
Library Acquisitions	(1,792)	(5,929)	-	-	(7,721)
Total Expenses	<u>(43,179)</u>	<u>42,939</u>	<u>(322)</u>	<u>(22,800)</u>	<u>(56,103)</u>
NET INCOME	(101)	84,020	33,101	18,416	183,474
Transfer to Robert McKnight Curatorship Endowed Fund	-	(75,920)	-	-	(75,920)
Fund Balance, Beginning	48,038	47,937	56,037	89,138	-
Fund Balance, End	<u>47,937</u>	<u>56,037</u>	<u>89,138</u>	<u>107,554</u>	<u>107,554</u>

During the year ended June 30, 2004, \$58,344 of costs charged to Barriger Campaign for the years ended June 30, 2002 and 2003 was transferred to Mercantile Library funds.

The West the Railroads Made Expendable Fund

Revenues:					
Gifts	-	-	-	20,000	20,000
Investment Earnings	-	-	-	224	224
Total Revenues	<u>-</u>	<u>-</u>	<u>-</u>	<u>20,224</u>	<u>20,224</u>
Expenses:					
Operating Expenses	-	-	-	-	-
Library Acquisitions	-	-	-	-	-
Total Expenses	<u>-</u>	<u>-</u>	<u>-</u>	<u>-</u>	<u>-</u>
NET INCOME	-	-	-	20,224	20,224
Transfer from Endowment	-	-	-	-	-
Fund Balance, Beginning	-	-	-	-	-
Fund Balance, End	<u>-</u>	<u>-</u>	<u>-</u>	<u>20,224</u>	<u>20,224</u>

John W. Barriger III National Railroad Library
Special Collection of the St. Louis Mercantile Library at UM-St. Louis

INCOME STATEMENT AND CHANGES IN FUND BALANCE
For the Periods Indicated

	<u>Fiscal Year Ended June 30,</u>			<u>8 Months Ended Feb. 28,</u>	<u>April 1, 1997 Through Feb. 28,</u>
	<u>2003</u>	<u>2004</u>	<u>2005</u>	<u>2006</u>	<u>2006</u>
Robert McKnight Unitrust					
Revenues:					
Gift to Unitrust 4/20/98	-	-	-	-	1,729,375
Investment Earnings	112,871	104,226	60,471	81,266	462,753
Total Revenues	112,871	104,226	60,471	81,266	2,192,128
Expenses:					
Payments to Beneficiary	(76,340)	(74,217)	(77,440)	(38,224)	(637,186)
NET INCOME	36,531	30,009	(16,969)	43,042	1,554,942
Fund Balance, Beginning	1,462,329	1,498,860	1,528,869	1,511,900	-
Fund Balance, End	1,498,860	1,528,869	1,511,900	1,554,942	1,554,942

John W. Barriger III National Railroad Library
 Special Collection of the St. Louis Mercantile Library at UM-St. Louis
INCOME STATEMENT AND CHANGES IN FUND BALANCE
 For the Periods Indicated

	<u>Fiscal Year Ended June 30,</u>			8 Months Ended Feb. 28,	April 1, 1997 Through Feb. 28,
	<u>2003</u>	<u>2004</u>	<u>2005</u>	<u>2006</u>	<u>2006</u>
John W. Barriger Professorship Endowed Fund					
Revenues:					
Gifts	-	-	-	-	-
Investment Earnings	23,649	114,373	64,952	102,694	509,024
Total Revenues	23,649	114,373	64,952	102,694	509,024
Expenses					
	-	-	-	-	-
NET INCOME	23,649	114,373	64,952	102,694	509,024
Transfer (to) from Expendable	(34,444)	(33,065)	(32,754)	(34,173)	(204,523)
Fund Balance, Beginning	683,269	672,474	753,782	785,980	550,000
Fund Balance, End	672,474	753,782	785,980	854,501	854,501

John W. Barriger Professorship Expendable Fund

Revenues:					
Gifts	-	-	-	-	-
Investment Earnings	881	885	672	513	20,849
State Match	34,718	33,329	33,024	34,454	261,926
Other Revenue	490	(461)	-	-	29
Total Revenues	36,089	33,753	33,696	34,967	282,804
Expenses:					
Center for Transportation Studies	(54,493)	(81,261)	(67,530)	(68,994)	(486,664)
NET INCOME	(18,404)	(47,508)	(33,834)	(34,027)	(203,860)
Transfer (to) from Endowment	34,444	33,065	32,754	34,173	204,523
Fund Balance, Beginning	-	16,040	1,597	517	-
Fund Balance, End	16,040	1,597	517	663	663

