



Removing Advising Holds (Service Indicators)

- Access the Manage Service Indicators page in one of these ways:
 - Menu navigation: **Campus Community > Service Indicators (Student) > Manage Service Indicators**. Search for the appropriate student.
 - On any page that displays the negative service indicator icon , you can click on this icon and it will take you to the Manage Service Indicators page.
- On the Manage Service Indicators page, click on the link for Advising hold.

Manage Service Indicators

Sample Student XXXXXXXXXX

Display: Effect All Institution Univ of Missouri - St. Louis [Refresh](#) 

[+ Add Service Indicator](#)


Service Indicator Summary									
Code	Code Description	Reason Description	Institution	Start Term	Start Term Description	End Term	End Term Description	Start Date	End Date
NA	No Answer to EConsent	No Response	STLOU					11/06/2012	
R04	Advising	Advising Required	STLOU	4127	SP2013	4127	SP2013	10/22/2012	05/19/2012
R96	HB 390 Pending	Student under 18 at start term	STLOU					11/07/2012	


[+ Add Service Indicator](#)


- Click the [Release](#) button.

Edit Service Indicator

Sample Student XXXXXXXXXX

*Institution: STLOU  Univ of Missouri - St. Louis



*Service Indicator Code: R04  Advising



*Service Ind Reason Code: ADVIS  Advising Required

Description: Your Academic Department requires that you meet with an Advisor prior to registering for classes.

Effect: Negative

Effective Period

Start Term: 4127  SP2013 End Term: 4127  SP2013

Start Date: 10/22/2012  End Date: 05/19/2012 

- Click [OK](#) to confirm the removal of the advising hold (service indicator).