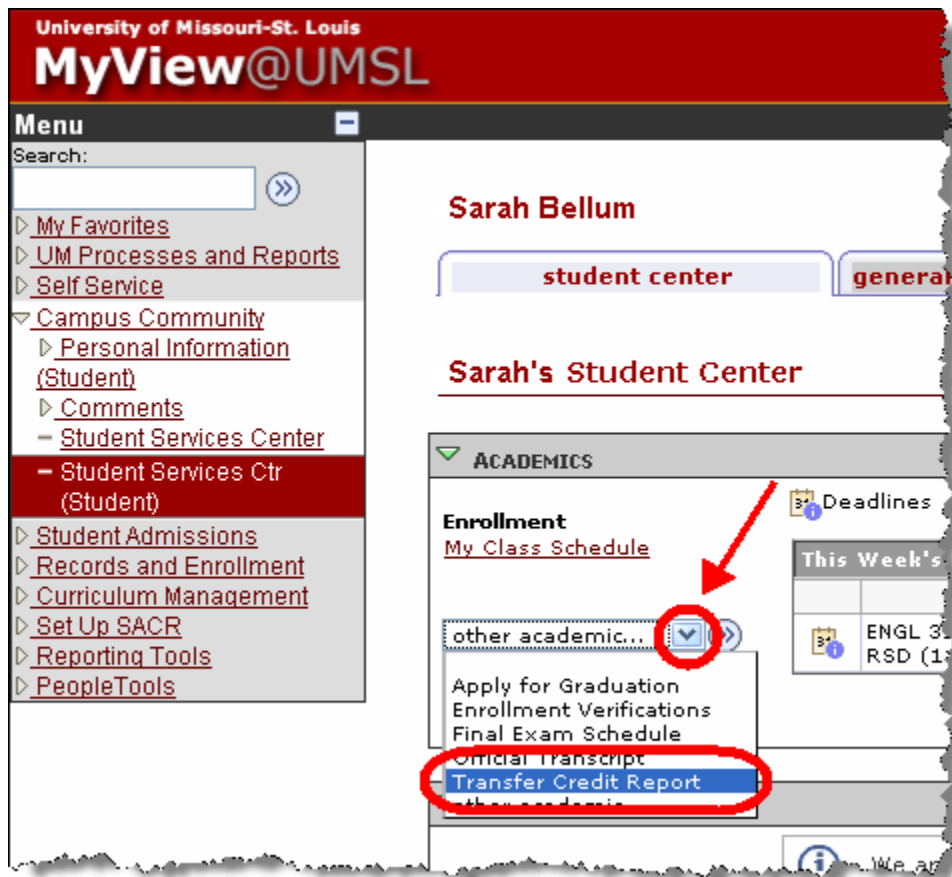
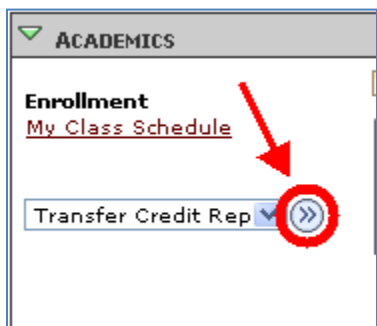


## Viewing the Transfer Credit Report in MyView

- 1) Navigation: **Campus Community > Student Services Ctr (Student)**
- 2) In the ACADEMICS section, click the drop-down arrow and select **Transfer Credit Report**.



- 3) Click on the double arrows to the right of the box to run the report.



4) Transfer Credit that is ready to be viewed (Posted) will list on this screen. Credit that is still being processed (Submitted)\* will not list on this screen until ready.

Transfer Term	External Term	External Subject / Catalog Nbr	Description	Units Taken	Grade Input	Status	Equivalent Course	Units	Grade
2007 Fall Semester	WS2006	ANT 102	INTRO TO CULT ANTH	3.00	B	Posted	ANTHRO 1011	3.000	B
2007 Fall Semester	WS2006	BIO 122	ENVIRONMENTAL SCIENCE	3.00	A	Posted	BIOL 1202	3.000	A

Transfer credit is broken out by school from which the credit applies and the career and program of the student. In the upper right of the screen (shown below) if the student has credit from multiple schools, you will see the listing indicator show something other than '1 of 1'. In this example '1 of 2' indicates that two schools with posted credit are on this student's record. You can either use the little arrow buttons to move from each school or click on the 'View All' link to list all the schools credit on one screen.

View Transfer Credit Report

There may be multiple rows of transfer credit.

Transfer Term	External Term	External Subject / Catalog Nbr	Description	Units Taken	Grade Input	Status	Equivalent Course	Units	Grade
2007 Fall Semester	WS2006	ANT 102	INTRO TO CULT ANTH	3.00	B	Posted	ANTHRO 1011	3.000	B

Definition of the columns:

- Transfer Term: Articulation term assigned to this credit.
- External Term: Incoming term student took course.
- External Subject: Incoming curricular and course number.
- Description: Incoming course title.
- Units Taken: Incoming course hours.
- Grade Input: Incoming grade.
- Equivalent Course: UMSL course equate.
- Units: UMSL credit hours assigned.
- Grade: UMSL grade assigned.

\*On transfer credit that is currently being processed (Submitted) you can check the progress of Submitted credit by selecting the 'Transfer credit' tab on Student Services Ctr (Student). The last column on this page will list 'Model Status'. Model Status with 'Submitted' list credit that was not viewable on the Transfer Credit Report. Submitted credit will list as Posted after processing is completed.

The screenshot shows the 'transfer credit' tab selected in the navigation menu. Below the 'Course Credits' section, a table displays the following data:

Detail	Source	Career	Institution	Program	Articulation Term	Model Status
<a href="#">Detail</a>	St Charles Community College	Undergraduate	Univ of Missouri - St. Louis	Ugrad College Arts & Sciences	2007 Fall Semester	Posted
<a href="#">Detail</a>	St Louis Community College - Meramec	Undergraduate	Univ of Missouri - St. Louis	Ugrad College Arts & Sciences	2010 Spring Semester	Submitted


Below the table, the 'Test Credits' and 'Other Credits' sections both display 'No test credits found.' and 'No other credits found.' respectively. At the bottom, there are navigation links for 'Student Center', 'General Info', 'Academics', 'Finances', 'Financial Aid', 'Transfer Credit', and 'Admissions', along with 'Return to Search' and 'Notify' buttons.

The 'Transfer credit' tab will list schools for which transfer credit applies.

5. If you just need to check if a transcript was received, the 'Admissions' tab will list all transcript currently received by the University of Missouri - St. Louis under the 'External Education' section. Click on the 'Admissions' tab.

The screenshot shows the navigation menu with the 'admissions' tab circled in red and an arrow pointing to it from the right.

Scroll down to the 'External Education' section.  
Click on the green pivot arrow to the left of the school line to see when a transcript was received for that school.



This example shows that an Official transcript for St. Charles Community College was received on 06/30/2009.

